

# Lincoln University



## **FACULTY PROFILE 2011-2012**

Ivory V. Nelson, Ph.D.  
President

# Table of Contents

I.	Executive Summary .....	1
II.	Profile.....	2
	Introduction.....	3
A.	Faculty Size.....	3
B.	Gender.....	5
C.	Race and Ethnicity .....	6
D.	Academic Background (Degrees).....	8
E.	Academic Rank.....	10
F.	Tenure Status .....	12
G.	Faculty Age.....	15
H.	Student-Faculty Ratio .....	16
I.	Part-time Faculty.....	17
III.	2011-12 Faculty Listing.....	18
A.	Faculty by School .....	19
	School of Natural Sciences & Mathematics .....	19
	School of Social Sciences & Behavioral Studies.....	20
	School of Humanities & Graduate Studies .....	22
B.	Full-time Faculty – Years in Rank.....	24
C.	Full-time Faculty by Rank and Employment Start Date.....	27
D.	New Full-time Faculty by Department .....	30
E.	Full-time Faculty.....	31
	1. Biology.....	31
	2. Business & Information Technology.....	32
	3. Chemistry.....	32
	4. Education .....	33
	5. English & Mass Communications .....	35
	6. Foreign Languages & Literatures .....	36
	7. Health, Physical Education & Recreation.....	36
	8. History & Political Science.....	37
	9. Library.....	38
	10. Master of Education.....	39
	11. Master of Human Services.....	39
	12. Mathematics & Computer Science .....	40
	13. Philosophy & Religion.....	42
	14. Physics .....	42
	15. Psychology.....	43
	16. Sociology & Anthropology.....	44
	17. Visual & Performing Arts.....	45
F.	Visiting Faculty.....	46
G.	Administrators Holding Faculty Rank .....	48
H.	Part-time Faculty Fall 2011 .....	49

# Lincoln University Faculty Profile 2011-2012

The faculty are the driving force for the educational processes and intellectual traditions of Lincoln University since 1854, for they carry out the work of the University through various modes of instruction, academic advising, research, and service. The unwavering purpose of the faculty is to challenge students to achieve a superior level of academic performance while mentoring students to grow into mature, socially responsible citizens. The Lincoln University Faculty Profile for the 2011-2012 academic year provides an overview of the corps of instruction, including Lincoln librarians, who hold faculty rank, as is customary in many public institutions of higher education. This document contains the faculty roster and descriptive captions for individual instructors. In addition, the data presented here outline the following qualities of our faculty: gender, racial and ethnic background, academic credentials, academic rank, tenure status, and age. It also provides statistics regarding the student-faculty ratio. In some analyses, librarians are not included in the data because their responsibilities are distinct from the rest of the faculty. This document is prepared annually and submitted to the Board of Trustees.

## I. Executive Summary

- **Faculty Size:** In Fall 2011, there are 106 full-time faculty and 2 deans. In comparison, in Fall 2010, there were 110 full-time faculty and 3 deans.
- **Gender:** In Fall 2011, 60% of the faculty are male and 40% are female. In comparison, in Fall 2010, 58% were male and 42% were female.
- **Race and Ethnicity:** In Fall 2011, 45.4% of the faculty are of African Descendants, 35.2% of European Descendants, 0.9% Hispanic, 13.9% Asian/Middle Eastern, and 4.6% Other/Undisclosed. In comparison, in Fall 2010, 47.8% of the faculty were of African Descendants, 35.4% of European Descendants, 0.9% Hispanic, 15% Asian/Middle Eastern, and 0.9 Other/Undisclosed.
- **Academic Background (Degrees):** In Fall 2011, 73% of the faculty (excluding librarians) hold doctoral degrees or the terminal degrees in their area of specialization, and 27% hold master's degrees. In comparison, in Fall 2010 71% of the faculty (excluding librarians) held doctoral degrees or the terminal degrees in their area of specialization, and 29% held master's degrees.
- **Academic Rank:** In Fall 2011, 55.6% of the faculty are in the senior ranks (associate professor and professor). In comparison, in Fall 2010, 54.7% of the faculty were in the senior ranks (associate professor and professor).
- **Tenure Status:** In Fall 2011, 61% of the faculty are tenured. In comparison, in Fall 2010, 57% were tenured.
- **Faculty Age:** In Fall 2011, 41% of the faculty were in the 40-59 age group. In comparison, in Fall 2010, 42% of the faculty were in this age group.
- **Student-Faculty Ratio:** In Fall 2011, the student-faculty ratio is 15:1. In comparison, in Fall 2010, the ration was 16:1 student-faculty ratio. This statistic excludes librarians, faculty holding administrative positions, and faculty teaching at the graduate level only.
- **Part-time Faculty:** In Fall 2011, there are 89 part-time faculty members. In comparison, in Fall 2010, there were 91 part-time faculty members.

## **II. Profile**

## Introduction

The data reported in this profile provides a cross-sectional snapshot of the Lincoln University faculty across a variety of demographic parameters. In providing a five-year window, the reader is afforded the opportunity to discern any changes that may have occurred over time. The focus is on the full-time faculty with only occasional reference to the part-time faculty.

### A. Faculty Size

Full-time faculty members are instructors who hold the faculty rank of Lecturer, Senior Lecturer, Instructor, Assistant Professor, Associate Professor, or Professor, whether visiting or permanent, and who are ordinarily responsible for teaching at least twelve (12) credit hours per semester, unless released for some other purpose (academic or administrative assignment).<sup>1</sup> Included in the count of full-time faculty are faculty with full-time administrative positions, librarians, faculty teaching full-time in the Master of Human Services Program (MHS), and faculty on leave or sabbatical.

Ninety-nine (99) full-time faculty members are appointed to teach at the undergraduate level and nine (9) at the graduate level. The five (5) librarians and two (2) full-time administrators are included in the count of faculty at the undergraduate level (Table 1). While librarians teach students, they do not offer instruction that carries academic credit.

**Table 1**  
**Full-time Faculty Teaching**  
**By Graduate and Undergraduate Status**

Category	2007	2008	2009	2010	2011	Change	% Change
Undergraduate	101	104	102	104	99	-5	-4.8%
Graduate	8	8	8	9	9	0	0.0%
TOTAL	109	112	110	113	108	-5	-4.4%

Includes Librarians and Administrators

Source: Office of Institutional Research

According to the data contained in Table 1, we note a fluctuating trend in the number of full-time faculty members from 2007 to 2011 and a decrease of 4.4% from Fall 2010 to Fall 2011.

As noted in Table 2, out of 108 full-time faculty members in 2011-2012, eighty-seven (87) teach at the undergraduate level only, nine (9) teach at the graduate level only, four (4) teach at both levels, two (2) hold full-time administrative appointments, five (5) are librarians, and one (1) is on sabbatical. Information for previous years is provided in Table 2.

---

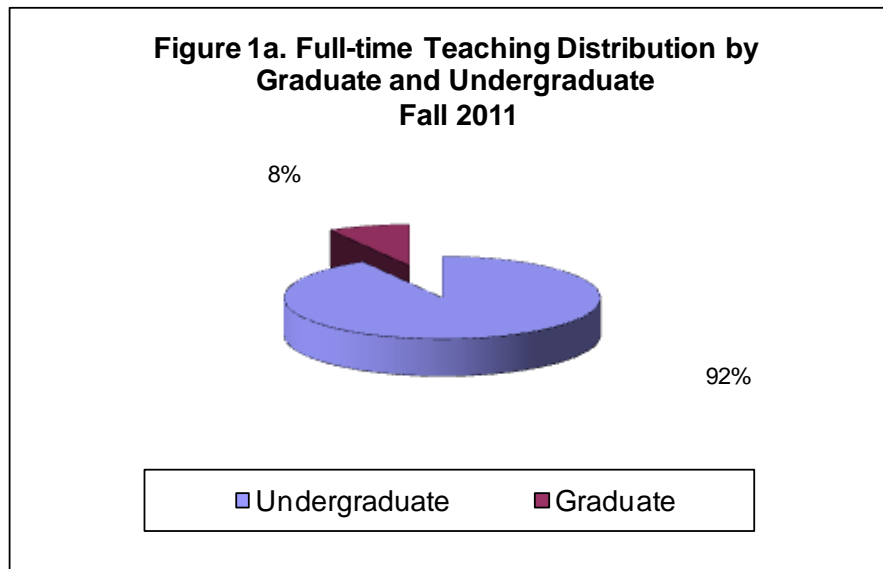
<sup>1</sup> This definition of full-time faculty members includes both tenured and tenure-track faculty. It also includes those administrators who hold faculty appointments. The ranks Lecturer and Senior Lecturer are not tenure track positions.

**Table 2**  
**Full-Time Faculty Appointments by**  
**Teaching, Administrative, and Other Assignments**

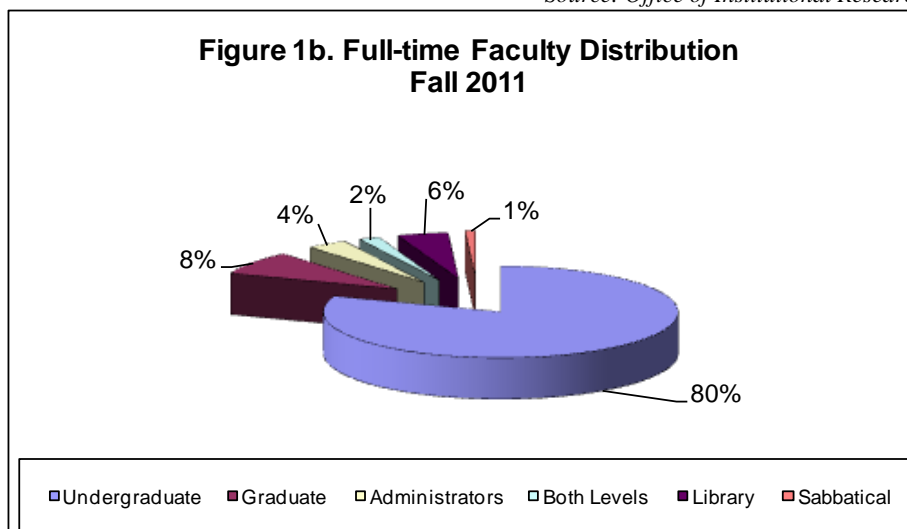
	Taught at Undergraduate Level Only	Taught at Graduate Level Only	Taught at Both Undergraduate and Graduate	Full-time Administrative Appointments	Librarians	On Leave / Sabbatical	Total
2011-2012	87	9	4	2	5	1	108
2010-2011	91	9	3	4	5	1	113
2009-2010	90	8	2	3	6	1	110
2008-2009	91	8	2	3	6	2	112
2007-2008	88	8	2	3	7	1	109

*Source: Office of Institutional Research*

The diagrams below indicate that the majority of the full-time faculty members at Lincoln University teach at the undergraduate level (Figures 1a and 1b).



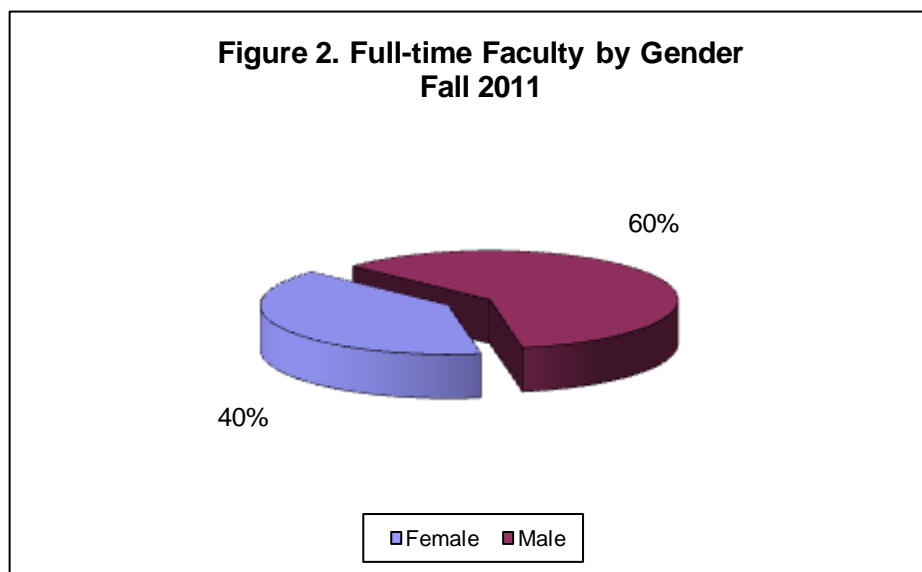
*Source: Office of Institutional Research*



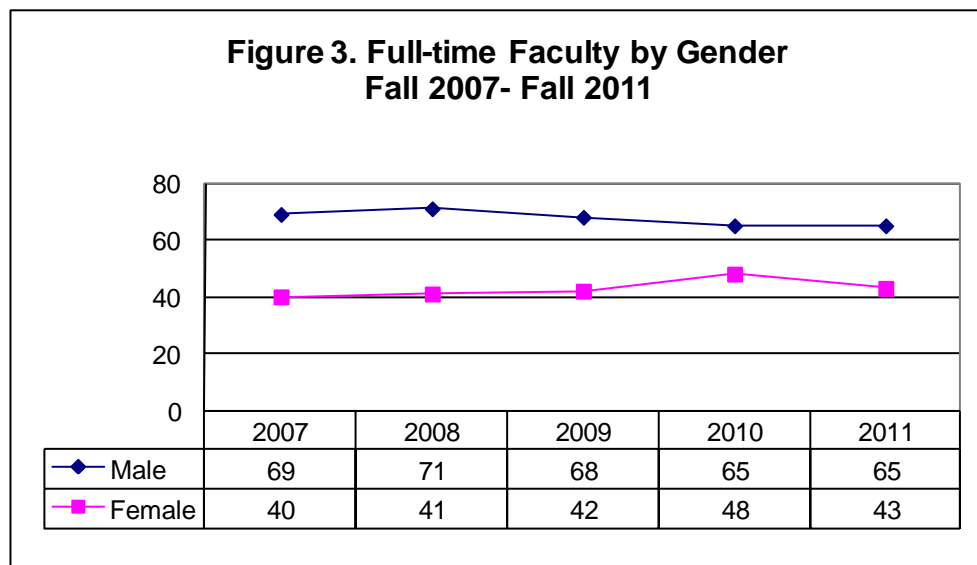
*Source: Office of Institutional Research*

## B. Gender

In academic year 2011-2012, the number and percentages of male and female full-time faculty are 65 (60%) and 43 (40%), respectively (Figure 2). For the academic year 2010-2011, the number and percentages of male and female full-time faculty were 65 (58%) and 48 (42%), respectively. For the academic year 2009-2010, the number and percentages of male and female full-time faculty were 68 (62%) and 42 (38%), respectively. For the academic year 2008-2009, the number and percentages of male and female full-time faculty were 71 (63%) and 41 (37%), respectively. For the academic year 2007-2008, the number and percentages of male and female full-time faculty were 69 (63%) and 40 (37%), respectively. A year-by-year comparison of trends is presented in Figure 3.



*Source: Office of Institutional Research*



*Source: Office of Institutional Research*

### C. Race and Ethnicity

Lincoln University has an international faculty with representation from Bangladesh, Cameroon, China, Ethiopia, Ghana, Grenada, Guyana, India, Jamaica, Japan, Namibia, Nigeria, Pakistan, Persia, Tunisia, Uruguay, Vietnam, Zimbabwe, and the United States. Such a diverse representation provides Lincoln University students with an understanding and appreciation of a wide range of cultures and customs. Utilizing the racial/ethnic definitions in the Instruction Booklet to the Equal Employment Opportunity Commission (EEOC) Form 221, Higher Education Staff Information (EEO-6), there were, at the beginning of the 2011-2012 academic year, 49 (45.4%) faculty of African Descendants, 38 (35.2%) of European Descendants, 1 (0.9%) Hispanic, 15 (13.9%) Asians/Middle Eastern, and 5 (4.6%) Other/Undisclosed. In comparison, in the 2010-2011 academic year, 54 (47.8%) faculty were of African Descendants, 40 (35.4%) of European Descendants, 1 (0.9%) Hispanic, 17 (15%) Asians/Middle Eastern, and 1 (0.9%) Other/Undisclosed. In the 2009-2010 academic year, 56 (50.9%) faculty were of African Descendants, 40 (36.4%) were of European Descendants, 1 (0.9%) was Hispanic, and 13 (11.8%) were Asians/Middle Eastern. In the 2008-2009 academic year, 55 (49.1%) faculty were of African Descendants, 40 (35.7%) of European Descendants, 2 (1.8%) Hispanics, and 15 (13.4%) Asians/Middle Eastern. In the 2007-2008 academic year, 55 (50.5%) were of African Descendants, 39 (35.8%) of European Descendants, 1 (0.9%) Hispanic, and 14 (12.8%) Asians/Middle Eastern (Table 3).

**Table 3**  
**Race and Ethnic Distribution**  
**Fall 2007-Fall 2011**

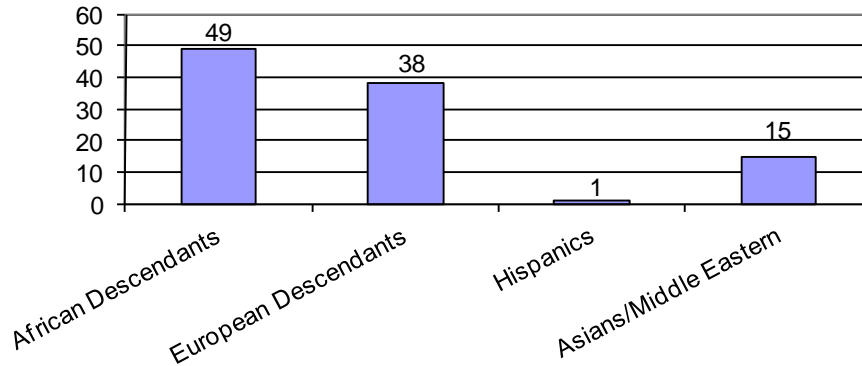
<b>Faculty by Race</b>	<b>2007</b>		<b>2008</b>		<b>2009</b>		<b>2010</b>		<b>2011</b>	
African Descendants	55	50.5%	55	49.1%	56	50.9%	54	47.8%	49	45.4%
European Descendants	39	35.8%	40	35.7%	40	36.4%	40	35.4%	38	35.2%
Hispanics	1	0.9%	2	1.8%	1	0.9%	1	0.9%	1	0.9%
Asians/Middle Eastern	14	12.8%	15	13.4%	13	11.8%	17	15.0%	15	13.9%
Other/Undisclosed	0	0.0%	0	0.0%	0	0.0%	1	0.9%	5	4.6%
<b>TOTALS</b>	<b>109</b>		<b>112</b>		<b>110</b>		<b>113</b>		<b>108</b>	

*Source: Office of Institutional Research*

Figures 4-6 show Lincoln University's diverse faculty. Lincoln University's renewed emphasis on globalization through multi-cultural and international education is implemented not only through its curriculum but also through its diverse faculty.

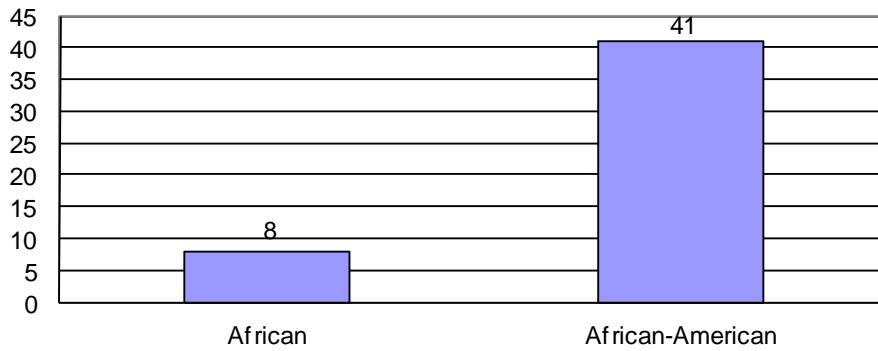


**Figure 4. Full-time by Race and Ethnicity  
Fall 2011**



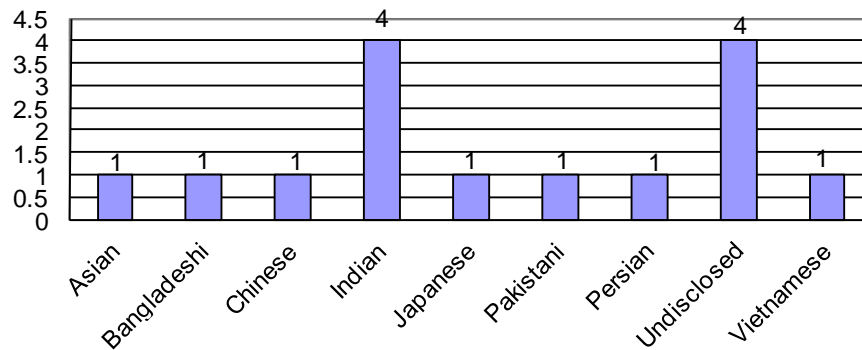
Source: Office of Institutional Research

**Figure 5. African Descendants  
Fall 2011**



Source: Office of Institutional Research

**Figure 6. Asians/Middle Eastern  
Fall 2011**



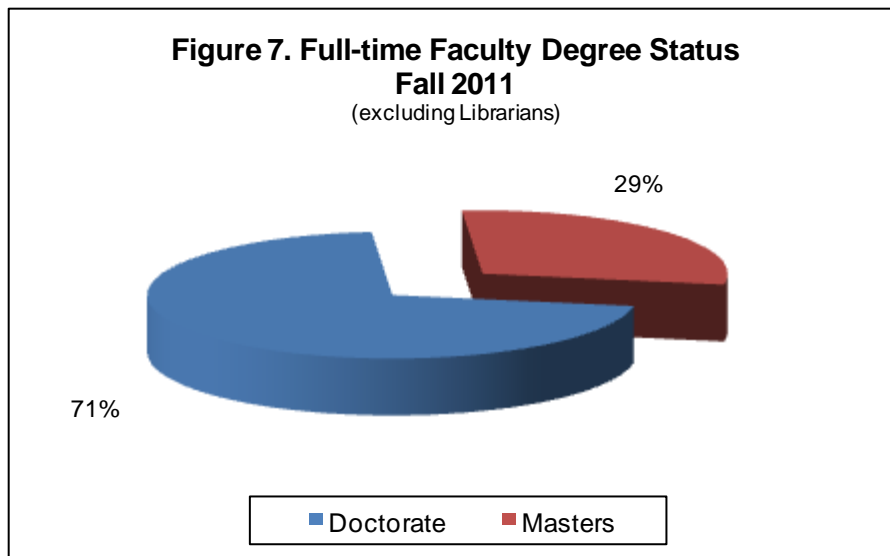
Source: Office of Institutional Research

### D. Academic Background (Degrees)

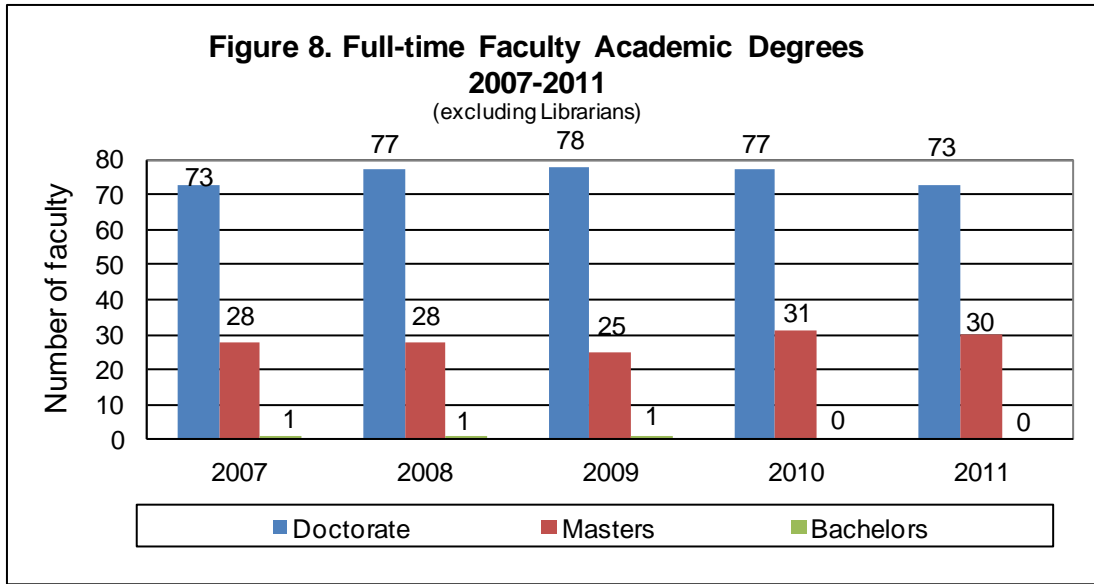
The 2011-2012 academic year data indicate that 73 (71%) of the full-time faculty (excluding librarians) hold doctoral degrees (Ph.D., and Ed.D.) and 30 (29%) hold master's degrees (M.B.A., M.A., M.Ed., M.M., and M.F.A.) as the highest degree earned (Figure 7).

In comparison, the 2010-2011 data indicated that 77 (71%) of the full-time faculty (excluding librarians) hold doctoral degrees (Ph.D., and Ed.D.) and 21 (29%) hold master's degrees (M.B.A., M.A., M.Ed., M.M., AND M.F.A.) as the highest degree earned. The 2009-2010 data indicated that 78 (75%) of the full-time faculty (excluding librarians) hold doctoral degrees (Ph.D., Ed.D., and D.V.M.), 25 (24%) hold master's degrees (M.B.A., M.A., M.Ed., M.M., and M.F.A.), and 1 (1%) holds a bachelor's degree as the highest degree earned. The 2008-2009 data indicate that 77 (73%) of the full-time faculty (excluding librarians) hold doctoral degrees (Ph.D., Ed.D., and D.V.M.), 28 (26%) hold master's degrees (M.B.A., M.A., M.Ed., M.M., and M.F.A.), and 1 (1%) holds a bachelor's degree as the highest degree earned. The 2007-2008 data indicated that 73 (72%) of the full-time faculty (excluding librarians) hold doctoral degrees (Ph.D., Ed.D., and D.V.M.), 28 (27%) hold master's degrees (M.B.A., M.A., M.Ed., M.M., and M.F.A.), and 1 (1%) holds a bachelor's degree as the highest degree earned.

Currently, Lincoln University's nine (9) full-time graduate program faculty includes eight (8) terminal degree holders, and one (1) master's degree holder.



Source: Office of Institutional Research



*Source: Office of Institutional Research*

Table 4 presents comparative data from other colleges on the percentage of their full-time faculty with doctorates (excluding librarians).

**Table 4**  
**Percentage of Full-time Faculty with Terminal Degrees (Doctorates, etc.)**  
**A Comparative Analysis**

Institution	Percentage
Franklin & Marshall	96%
Morehouse	88%
Spelman	85%
Penn State (Main Campus)	79%
<b>Lincoln University</b>	<b>71%</b>
Cheyney	71%
Morgan State	40%

*Source: Office of Institutional Research*

## E. Academic Rank

According to Table 5, more than half (57.4%) of the full-time faculty are in the senior ranks (associate professor and professor). In comparison in 2010-2011, 54.8% of the full-time faculty were in the senior ranks (associate professor and professor).

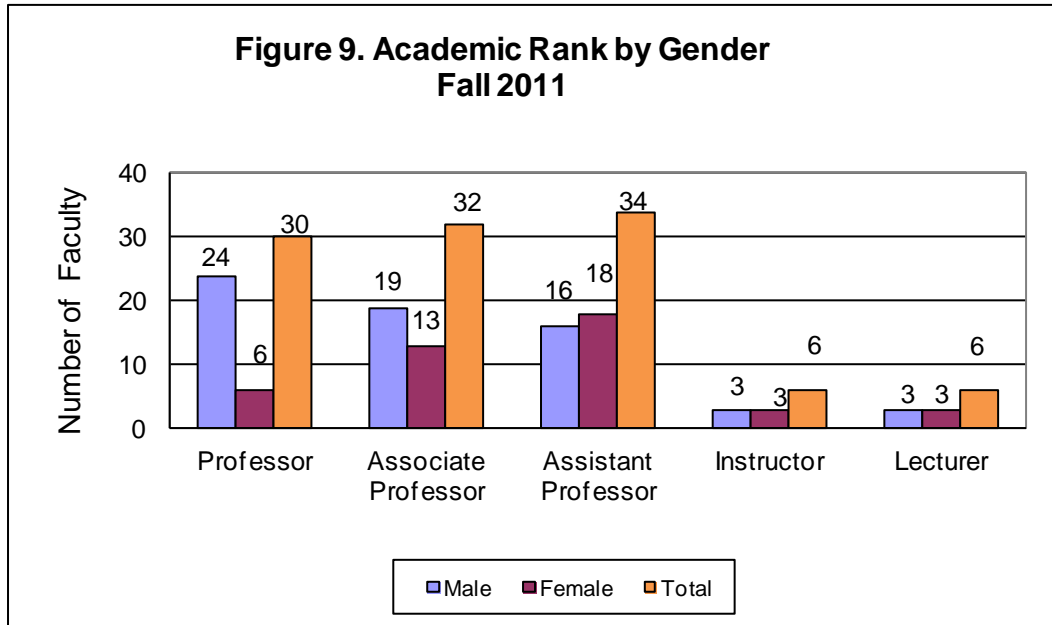
For the 2011-2012 academic year, the distribution of full-time faculty rank is: Professors 30 (27.8%), Associate Professors 32 (29.6%), Assistant Professors 34 (31.5%), Instructors 6 (5.6%), and Lecturers 6 (5.6%). For the 2010-2011 academic year, the distribution of full-time faculty rank was: Professors 31 (27.4%), Associate Professors 31 (27.4%), Assistant Professors 39 (34.5%), Instructors 5 (4.4%), and Lecturers 6 (5.6%). For the 2009-2010 academic year, the distribution of full-time faculty rank was: Professors 32 (29.1%), Associate Professors 32 (29.1%), Assistant Professors 33 (30%), Instructors 3 (2.7%), and Lecturers 10 (9.1%). For the 2008-2009 academic year, the distribution of full-time faculty rank was: Professors 33 (29.5%), Associate Professors 28 (25%), Assistant Professors 32 (28.6%), Instructors 6 (5.4%), and Lecturers 13 (11.6%). For the 2007-2008 academic year, the distribution of full-time faculty rank was: Professors 32 (29.4%), Associate Professors 28 (25.7%), Assistant Professors 27 (24.8%), Instructors 8 (7.3%), and Lecturers 14 (12.8%).

Table 5  
Academic Rank  
Fall 2007-Fall 2011

	2007		2008		2009		2010		2011	
Professor	32	29.4%	33	29.5%	32	29.1%	31	27.4%	30	27.8%
Associate Professor	28	25.7%	28	25.0%	32	29.1%	31	27.4%	32	29.6%
Assistant Professor	27	24.8%	32	28.6%	33	30.0%	39	34.5%	34	31.5%
Instructors	8	7.3%	6	5.4%	3	2.7%	5	4.4%	6	5.6%
Lecturers	14	12.8%	13	11.6%	10	9.1%	7	6.2%	6	5.6%
<b>TOTALS</b>	<b>109</b>		<b>112</b>		<b>110</b>		<b>113</b>		<b>108</b>	

*Source: Office of Institutional Research*

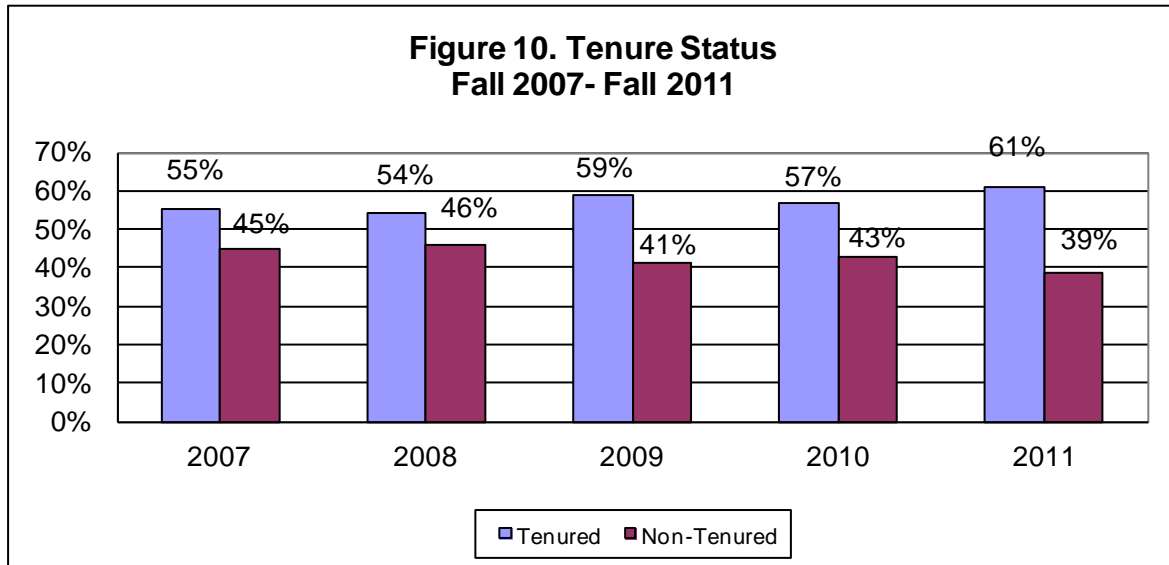
Figure 9 illustrates the breakdown of faculty by gender and academic rank. Nationally, men outnumber women in the professional ranks. The ratio of men to women in the professional ranks at Lincoln University is reflective of this national trend.



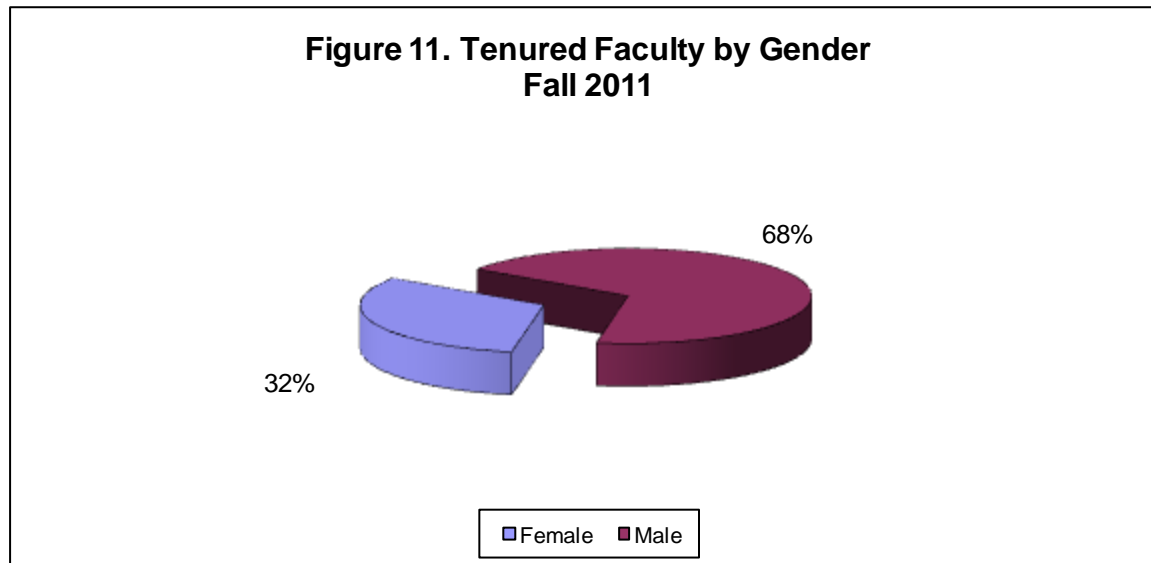
*Source: Office of Institutional Research*

## F. Tenure Status

In 2011-2012, 66 (61%) of the full-time faculty are tenured. In 2010-2011, 57% of the full-time faculty were tenured. In previous years, this figure was: 59% in 2009-2010, 54% in 2008-2009, 55% in 2007-2008 (Figure 10). Of the current 66 tenured faculty members, 45 (68%) are men and 21 (32%) are women. The ratio of tenured men to tenured women is almost 3 to 1 (Figure 11).



*Source: Office of Institutional Research*



*Source: Office of Institutional Research*

Colleges and universities pay attention to the percentage of tenured faculty for a variety of reasons, including maintaining room for renewal and reinvigoration of the instructional staff. Table 6 presents the tenure status at Lincoln for Fall 2011 at each rank. Lincoln does not have a quota for tenured faculty.

**Table 6**  
**Tenured and Non-Tenured Faculty<sup>1</sup>**

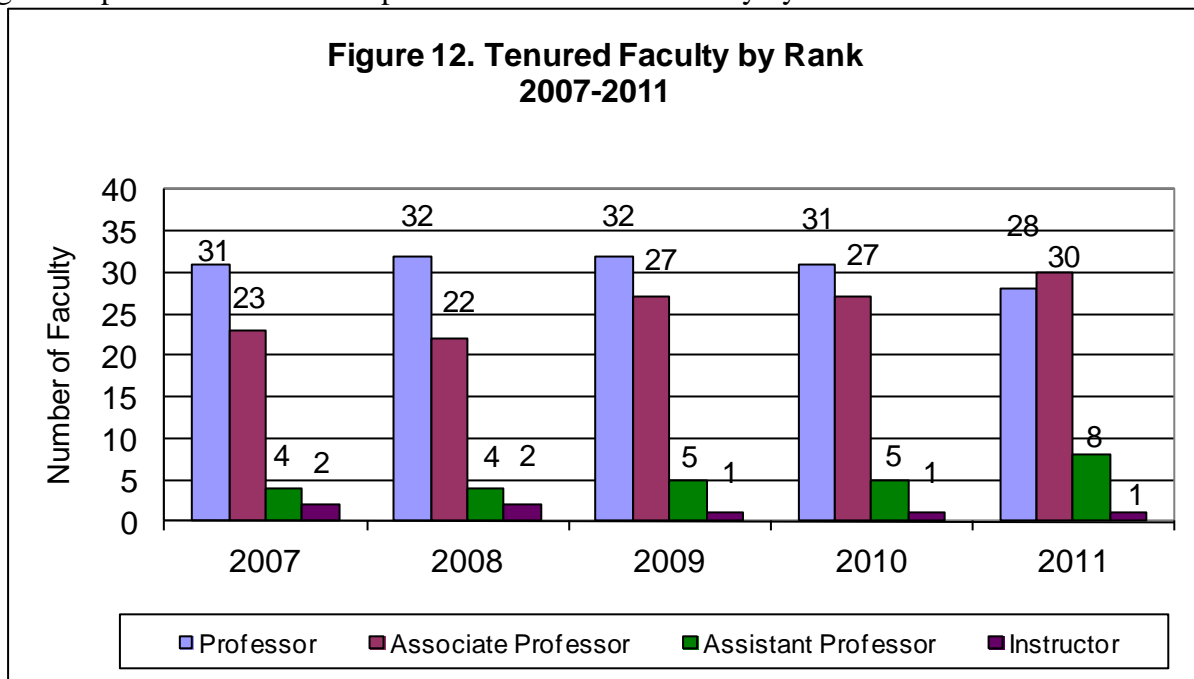
Rank	Count	Tenured		Non-Tenured	
		Count	Percentage	Count	Percentage
Professor	29	28	96.6%	1	3.4%
Associate Professor	32	30	93.8%	2	6.3%
Assistant Professor	35	8	%	27	77.1%
Instructor	6	1	16.7%	5	83.3%
Lecturer <sup>2</sup>	6	0	0.0%	6	100.0%
<b>Total</b>	<b>108</b>	<b>67</b>	<b>62.0%</b>	<b>41</b>	<b>38.0%</b>

<sup>1</sup> Includes Librarians

<sup>2</sup> Lecturer positions are non-tenure track

Source: Office of Institutional Research

Figure 12 provides a visual comparison of the tenured faculty by rank from Fall 2007 to Fall 2011.



Source: Office of Institutional Research

Comparative data for other institutions reporting percentages of their full-time faculty with tenure are presented in Table 7.

**Table 7**  
**Full-time Faculty that are Tenured**  
**Comparative Data**

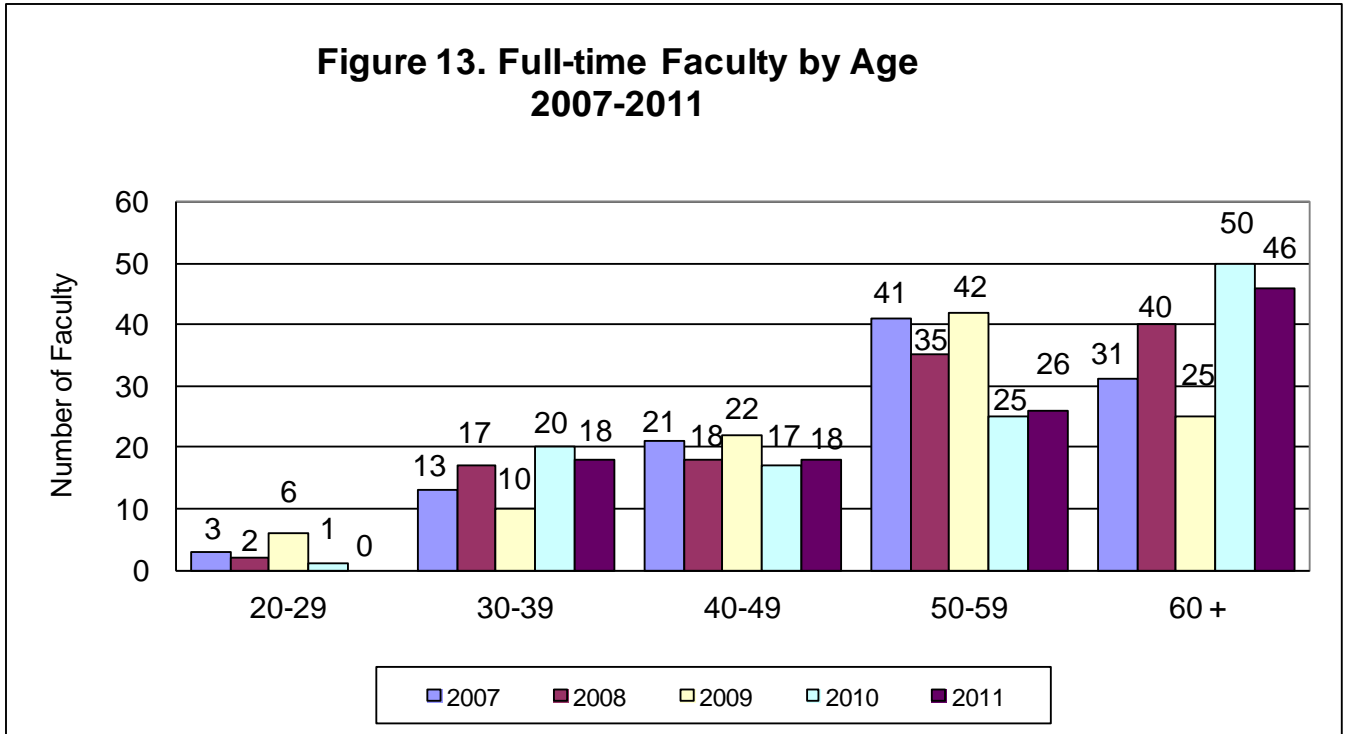
<b>Institution</b>	<b>Percentages</b>
Cheyney	75%
Franklin & Marshall	63%
<b>LINCOLN</b>	<b>54%</b>
Penn State (Main Campus)	54%
Spelman	50%
Morgan State	36%
Morehouse	35%

*Source: Office of Institutional Research*



### G. Faculty Age

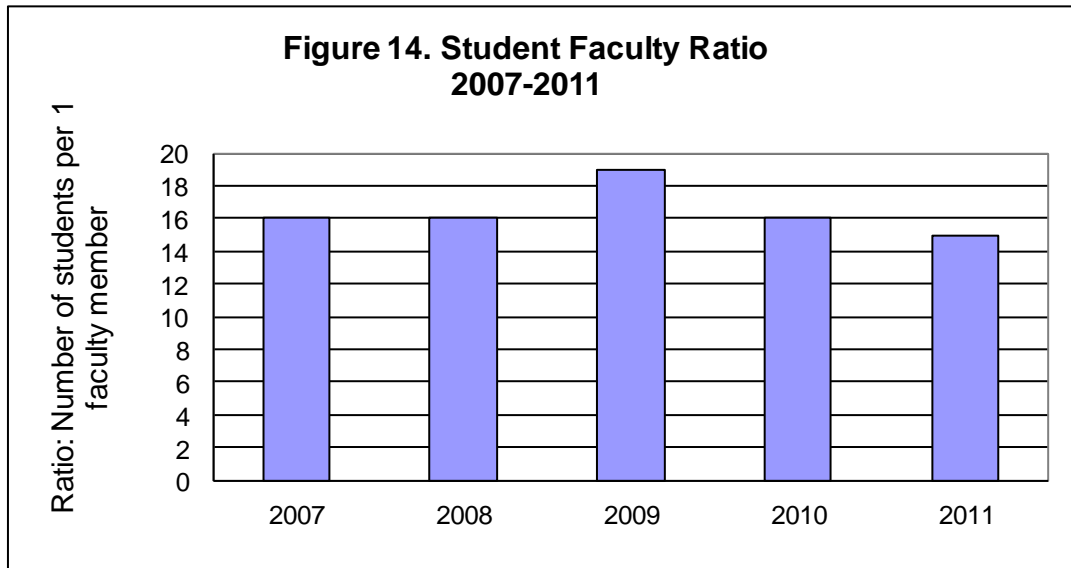
A significant portion of Lincoln University's full-time faculty is age 50 and above (Figure 13).



Source: Office of Institutional Research

## H. Student-Faculty Ratio

Lincoln University has a 14:1 student-faculty ratio (SFR). The SFR is derived by dividing the total number of enrolled full-time equivalent undergraduate students by the total number of full-time equivalent faculty (not including librarians, full-time administrators with faculty rank, and faculty who teach only graduate level courses).



*Source: Office of Institutional Research*

Table 8 presents comparative data on student-faculty ratios from selected colleges, including some historically black institutions.

**Table 8**

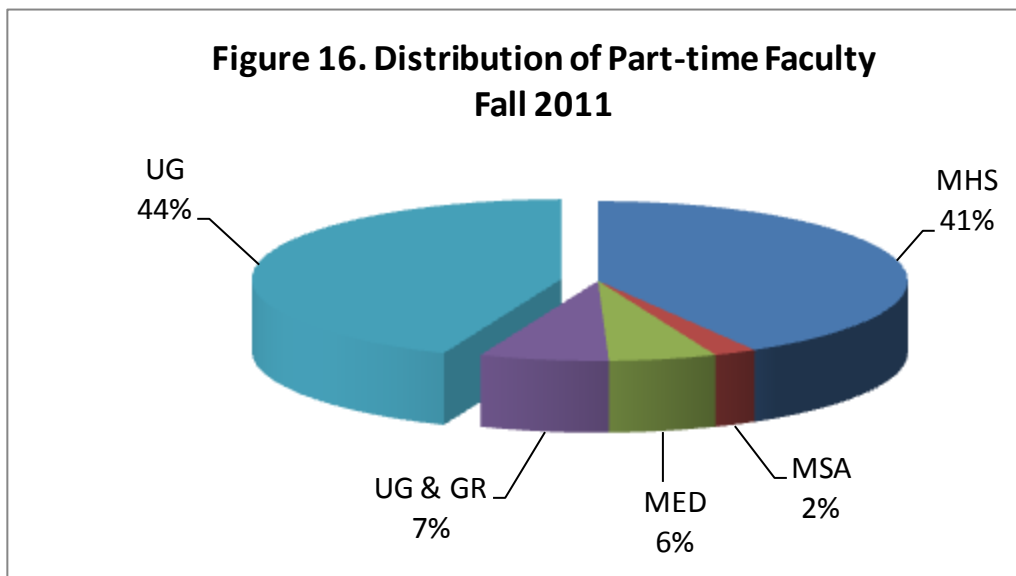
<b>Institution</b>	<b>Ratio</b>
Franklin & Marshall	10:1
Spelman	12:1
<b>LINCOLN</b>	<b>14:1</b>
Cheyney	15:1
Morehouse	15:1
Penn State (Main Campus)	17:1
Morgan State	17:1

*Source: Office of Institutional Research*

## I. Part-time Faculty

The growth of programs at the Center for Graduate and Continuing Education and the additional faculty needed to teach the increased enrollment in the MHS program are among the reasons for the rising number of part-time faculty. In compliance with its institutional self-study for the Middle States Commission on Higher Education, the University seeks to reduce the proportion of part-time positions to achieve a more desired balance with full-time positions. This is one of the priorities of the Office of Academic Affairs.

The distribution of the part-time faculty by program is illustrated in Figure 15.



*Source: Office of Institutional Research*

### **III. 2011-2012 Faculty Listing**

## **A. FACULTY BY SCHOOL**

(Full-time)

### **SCHOOL OF NATURAL SCIENCES & MATHEMATICS**

#### **BIOLOGY**

Karen Baskerville (Chair)

James Gallagher

Anna Hull

David Royer

Susan Safford

Nancy Smith

Dianne York

John Zysk (Visiting)

#### **CHEMISTRY**

K. Ramachandra Bhat

Robert Langley

Ebony Roper

Derrick Swinton (Chair)

Amar Tung

Takeyce Whittingham-Fields

#### **MATHEMATICS & COMPUTER SCIENCE**

Tong Banh

Ali Barimani

Moses Haimbodi (Chair)

Reginald Myrick

Goro Nagase

Ranjan Naik

Jawahar Pathak

Pallavi Pathak

Elizabeth Sieminski

Bo Sun

Claude Tameze

Laurellen Treisner

#### **PHYSICS**

Mazharul Huq

Helen Major

Lynn Roberts (Interim Chair)

Stanley Tsai

# **SCHOOL OF SOCIAL SCIENCES & BEHAVIORAL STUDIES**

## **BUSINESS & INFORMATION TECHNOLOGY**

Robert Allen  
William Dadson  
Kennie Edwards (Visiting)  
Ganga Ramdas  
Oswald Richards (Chair)  
Emily Vu (Visiting)  
Harry Washington

## **EDUCATION**

Barbara Butler  
Joanne DeBoy (Chair)  
Catherine DeCoursey  
Carol Ann George-Swayze  
Patricia Lewis-West  
Kenneth Parker  
Emery Petchauer  
Dipali Puri

## **HEALTH, PHYSICAL EDUCATION**

James DeBoy  
Yvonne Hilton (Chair)  
Cyrus Jones  
Jamie Mansell  
Sally Monsilovich  
Carl Wilson

## **HISTORY & POLITICAL SCIENCE**

Donald Bradt  
Chieke Ihejirika  
Stephen McCullough (Chair)  
Levi Nwachuku  
Daryl Poe

## **SCHOOL OF SOCIAL SCIENCES & BEHAVIORAL STUDIES (CONTINUED)**

### **PSYCHOLOGY**

Lennell Dade

Kevin Favor

Denise Gaither-Hardy (Chair)

Penelope Kinsey

### **SOCIOLOGY & ANTHROPOLOGY**

Emmanuel Babatunde (Chair)

Anthony DiFilippo

Patricia Joseph

Robert Millette

Zoran Milovanovich

## **SCHOOL OF HUMANITIES & GRADUATE STUDIES**

### **English & Mass Communications**

Kristin Anderson (Visiting)  
Murali Balaji  
Marilyn Button (Chair) (Sabbatical Fall 2011)  
Lettrell Crittenden (Visiting)  
Mahpiua Deas (Visiting)  
William Donohue  
Nadine Gabbadon  
Samaa Gamie  
Jeffrey Hoogeveen  
Marie Nigro  
Kaukab Siddique  
J. Kenneth VanDover (Acting Chair, Fall 2011)

### **FOREIGN LANGUAGES & LITERATURES**

Abbes Maazaoui  
Maria Charle Poza (Chair)  
Jose Ramos (Visiting)

### **MASTER OF EDUCATION**

Elizabeth Surplus  
Admasu Tucho

### **MASTER OF HUMAN SERVICES**

Malcolm Bonner  
Szabi Ishtai-Zee  
Vivian Price  
Virginia Smith  
Linda Stine  
James Wadley (Director)  
Frank Worts (Visiting)

### **PHILOSOPHY & RELIGION**

Dana Flint (Chair)  
Safro Kwame  
Melvin Leaman  
Gwinyai Muzorewa



**SCHOOL OF HUMANITIES & GRADUATE STUDIES  
(CONTINUED)**

**VISUAL & PERFORMING ARTS**

Alvin Amos

Jeffrey Chapp

Edryn Coleman

Kirsten Kunkle

Saadia Lawton (Chair)

Christine Limb

Martha Meacham (Visiting)

Charles Pettaway

## **B. FULL-TIME FACULTY – YEARS IN RANK**

<b><u>Professors</u></b>	<b><u>First Year in Rank</u></b>
Judith Thomas	1979
Goro Nagase	1984
Alvin Amos	1989
William Dadson	1989
J. Kenneth Van Dover	1989
Penelope Kinsey	1991
Robert Millette	1991
Lynn Roberts	1991
Levi Nwachuku	1992
Dana Flint	1994
Anthony DiFilippo	1995
Linda Stine	1995
Szabi Ishtai-Zee	1998
Gwinyai Muzorewa	1998
Emmanuel Babatunde	1999
Marilyn Button	1999
John Chikwem	1999
Zoran Milovanovich	1999
David Royer	1999
James DeBoy	2000
K. Ramachandra Bhat	2001
Mahinder Chopra	2001
Robert Langley	2002
Ganga Ramdas	2002
Patricia Joseph	2003
Mazharul Huq	2005
Jeffrey Hoogeveen	2008
Susan Safford	2009
Kevin Favor	2010
Oswald Richards	2010
<b><u>Associate Professor</u></b>	
Stanley Tsai	1990
Safro Kwame	1995
Marie Nigro	1997
Abbes Maazaoui	1999
Virginia Smith	1999
Jeffrey Chapp	2000
Cyrus Jones	2000

**Associate Professor (Cont.)****First Year in Rank**

Robert Neal Carlson	2002
Lennell Dade	2002
Charles Pettaway	2002
Kaukab Siddique	2002
Laurellen Treisner	2003
Tong Banh	2005
Joanne DeBoy	2005
Sally Monsilovich	2005
Donald Bradt	2006
Daryl Poe	2006
Tracey Hunter Hayes	2007
Melvin Leaman	2007
Jawahar Pathak	2007
Vivian Price	2007
Derrick Swinton	2007
Helen Major	2008
Amar Tung	2008
Carol Ann George-Swayze	2009
Anna Hull	2009
Chieke Ihejirika	2009
Admasu Tucho	2010
James Wadley	2010
Karen Baskerville	2010
Maria Poza	2011
Elizabeth Surplus	2011

**Assistant Professor**

Frank Worts (Visiting)	2002
Ali Barimani	2004
Jamie Mansell	2004
Moses Haimbodi	2005
Patricia Lewis-West	2006
Elizabeth Pitt	2006
Harry Washington	2006
Robert Allen	2007
Reginald Myrick	2007
Emery Petchauer	2007

**Assistant Professor (Cont.)****First Year in Rank**

James Gallagher	2008
Ranjan Naik	2008
Ebony Roper	2008
Takeyce Whittingham-Fields	2008
Carl Wilson	2008
Murali Balaji	2009
Denise Gaither-Hardy	2009
Yvonne Hilton	2009
Christine Limb	2009
Claude Tameze	2009
Barbara Butler	2010
Lettrell Crittenden (Visiting)	2010
Mahpiua Deas (Visiting)	2010
Catherine Decourcey	2010
Samaa Gamie	2010
Kirsten Kunkle	2010
Saadia Lawton	2010
Stephen McCullough	2010
Dipali Puri	2010
Emily Vu (Visiting)	2010
Nadine Gabbadon	2011
Bo Sun	2011
Kennie Edwards	2011
Malcolm Bonner	2011

**Instructor**

Albert Bryson	1987
Kenneth Parker	2007
Pallavi Pathak	2006
Kristen Anderson (Visiting)	2010
Martha Meacham (Visiting)	2010
William Donohue	2006

**Lecturer**

Elizabeth Sieminski	2007
Dianne York	2007
Edryn Coleman	2009
Nancy Smith	2010
Jose Ramos (Visiting)	2010
John Zysk (Visiting)	

## C. FULL-TIME FACULTY BY RANK AND EMPLOYMENT START DATE

<u>Professor</u>	<u>Start Date</u>
Mahinder Chopra	1965
Penelope Kinsey	1966
Goro Nagase	1971
Judith Thomas	1974
James DeBoy	1975
Szabi Ishtai-Zee	1978
J. Kenneth Van Dover	1978
Dana Flint	1979
Linda Stine	1979
David Royer	1981
Ganga Ramdas	1983
Anthony DiFilippo	1984
Robert Millette	1984
Marilyn Button	1985
Patricia Joseph	1985
Robert Langley	1985
Lynn Roberts	1985
K. Ramachandra Bhat	1986
Alvin Amos	1989
William Dadson	1989
Kevin Favor	1989
Levi Nwachuku	1989
Susan Safford	1993
Emmanuel Babatunde	1994
Zoran Milovanovich	1994
Mazharul Huq	1995
John Chikwem	1996
Gwinyai Muzorewa	1998
Jeffrey Hoogeveen	1998
Oswald Richards	1999

**Associate Professor****Start Date**

Stanley Tsai	1958
Cyrus Jones	1974
Marie Nigro	1983
Robert Neal Carlson	1984
Kaukab Siddique	1985
Charles Pettaway	1988
Safro Kwame	1989
Sally Monsilovich	1990
Virginia Smith	1991
Abbes Maazaoui	1993
Jeffrey Chapp	1995
Lennell Dade	1995
Laurellen Treisner	1995
Tong Banh	1996
Melvin Leaman	2000
Donald Bradt	2001
Daryl Poe	2001
Jawahar Pathak	2002
Amar Tung	2003
Chieke Ihejirika	2004
Helen Major	2004
Admasu Tucho	2004
Joanne DeBoy	2005
Anna Hull	2005
Maria Poza	2005
Elizabeth Surplus	2005
Karen Baskerville	2006
Carol Ann George-Swayze	2006
Tracey Hunter Hayes	2007
Derrick Swinton	2007
Vivian Price	2008
James Wadley	2010

**Assistant Professor**

Denise Gaither-Hardy	1984
Ali Barimani	1985
Elizabeth Pitt	2000
Frank Worts (Visiting)	2002
Robert Allen	2003
Jamie Mansell	2004

**Assistant Professor (Cont)****Start Date**

Yvonne Hilton	2005
Moses Haimbodi	2006
Patricia Lewis-West	2006
Harry Washington	2006
Reginald Myrick	2007
Ranjan Naik	2007
Emery Petchauer	2007
James Gallagher	2008
Ebony Roper	2008
Nancy Shahani	2008
Takeyce Whittingham-Fields	2008
Carl Wilson	2008
Murali Balaji	2009
Christine Limb	2009
Claude Tameze	2009
Barbara Butler	2010
Lettrell Crittenden (Visiting)	2010
Mahpiua Deas (Visiting)	2010
Catherine Decourcey	2010
Samaa Gamie	2010
Kristen Kunkle	2010
Saadia Lawton	2010
Stephen McCullough	2010
Dipali Puri	2010
Emily Vu (Visiting)	2010
Malcolm Bonner (New)	2011
Kennie Edwards	2011
Nadine Gabbadon	2011
Bo Sun (New)	2011

**Instructor**

Albert Bryson	1987
William Donohue	2006
Pallavi Pathak	2006
Kenneth Parker	2007
Kristin Anderson (Visiting)	2010
Martha Meacham (Visiting)	2010

**Lecturer**

Elizabeth Sieminski	2007
Dianne York	2007
Edryn Coleman	2009
Jose Ramos (Visiting)	2010
Nancy Smith	2010
John Zysk (Visiting)	2011

## **D. NEW FULL-TIME FACULTY BY DEPARTMENT**

### **Business & Information Technology**

Kennie Edwards – Assistant Professor

### **Master Of Human Services**

Malcolm Bonner – Assistant Professor

### **Mathematics & Computer Science**

Bo Sun– Assistant Professor



## E. FULL-TIME FACULTY

### 1. BIOLOGY

**Karen A. Baskerville—*T***

Ph.D., University of Tennessee

Associate Professor and **Department Chair**

➤ Neuroscience research, molecular neuroscience, anatomy, electrophysiology

**James W. Gallagher**

Ph.D., Wake Forrest University

Assistant Professor

◆ Molecular Genetics

**Anna K. Hull—*T***

Ph.D., Boston University

Associate Professor

➤ Plant molecular biology

**John Chikwem—*T***

Ph.D., Ohio University

Professor and **Dean of Natural Sciences & Mathematics**

◆ Microbiology

➤ HIV/AIDS epidemiology, medical microbiology, immunology

**David F. Royer—*T***

Ph.D., Lehigh University

Professor

◆ Biology

➤ Microbial ecology, ecology of opportunistic species

**Susan E. Safford—*T***

Ph.D., University of Texas

Professor

◆ Zoology/Physiology

➤ Physiology, endocrinology, cell culture, molecular biology

**Nancy N. Smith**

M.S., Rutgers University

Lecturer

◆ Biology

**Dianne York**

M.S., Thomas Jefferson University

Lecturer

◆ Microbiology

➤ Microbiology, anatomy & physiology, biotechnology

## 2. BUSINESS & INFORMATION TECHNOLOGY

### **Robert A. Allen**

M.B.A., Wilmington College  
Assistant Professor

- ◆ Business Administration
- Business administration, management

### **William K. Dadson—*T***

Ph.D., University of Denver  
Professor

- ◆ International Economics
- International economic management and development

### **Ganga P. Ramdas—*T***

Ph.D., Temple University  
Professor

- ◆ Accounting and Taxation
- Monetary economics, public sector finance and statistics, health care cost analysis, public sector investment

### **Oswald H. Richards—*T***

Ph.D., University of Pennsylvania  
Professor and **Department Chair**

- ◆ Management, Finance, Education
- Strategic management, finance, investments, higher education administration, information technology, computer programming, Caribbean and Latin American history

### **Harry D. Washington**

M.S., Nova Southeastern University  
Assistant Professor

- ◆ Management Information Systems

## 3. CHEMISTRY

### **K. Ramachandra Bhat—*T***

Ph.D., Rutgers University  
Professor

- ◆ Physical Biochemistry
- Enzymology of mammalian, DNA damage and repair, protein-nucleic acid interactions, DNA techniques and their applications to gene isolation, expression and structure and function study

**Robert Langley—T**

Ph.D., Howard University

Professor

- ◆ Inorganic Chemistry
- Bio-inorganic Chemistry, identification and characterization of pesticides in soil and underground water, identification and characterization of toxic metals, and substances in samples

**Ebony D. Roper**

Ph.D., Howard University

Assistant Professor

- ◆ Analytical Chemistry
- Analytical/Environmental Chemistry

**Derrick Swinton—T**

Ph.D., University of Delaware

Associate Professor and **Department Chair**

- ◆ Analytical Chemistry/Biochemistry
- Analytical Chemistry, Surface Chemistry, Biophysical Chemistry, Materials Characterization, Bio-Analytical Chemistry, Spectroscopy, Environmental Chemistry, Clinical Chemistry

**Amar S. Tung—T**

Ph.D., University of Illinois Medical Center

Associate Professor

- ◆ Biochemistry, Immunology
- Biochemistry of cell culture, Enzymology, Biotechnology, Immunology and Cellular regulation

**Takeyee Whittingham-Fields**

Ph.D., Rutgers University

Assistant Professor

- ◆ Physical Chemistry
- Density Functional Theory

**4. EDUCATION**

**Barbara Butler**

Ed.D., Morgan State University

Assistant Professor and **Director of Student Teaching**

- Qualitative Research

**Joanne DeBoy—T**

Ed.D., Temple University  
Associate Professor and **Department Chair**

- ◆ Education
- Education, reading, and administration

**Catherine DeCoursey**

Ph.D., University of Texas at Austin  
Assistant Professor

- ◆ Early childhood special education, high incident disabilities
- Special education, high incidence disabilities, cultural and linguistics diversity, teacher preparation, qualitative research

**Carol Ann George-Swayze—T**

Ph.D., State University of NY at Buffalo  
Associate Professor

- ◆ TESOL and language instruction
- Research methods

**Patricia C. Lewis-West**

Ed.D., Widener University  
Assistant Professor

- ◆ Education Administration
- Children at risk

**Kenneth Parker**

M.A., St. John's College  
Instructor

- ◆ Liberal Arts
- Elementary mathematics instruction/elementary instruction/public school administration

**Emery Petchauer**

Ed.D., Regent University  
Assistant Professor

- ◆ Teaching
- Culturally responsive teaching, intersections of Hip Hop and formal and informal educational worldview

**Dipali Puri**

Ph.D., Pennsylvania State University  
Assistant Professor

- Identity development, moral literacy, language and literacy development, disposition

**Judith A.W. Thomas—T**

Ed.D., West Virginia University

Professor and **Dean of Social Sciences & Behavioral Studies**

- ◆ Speech Education
- Oral Language Proficiency, multicultural education, African-American experience, education and urban schools

**5. ENGLISH & MASS COMMUNICATIONS**

**Murali Balaji**

Ph.D., Pennsylvania State University

Assistant Professor and **Director of Mass Communications**

- ◆ Mass Communication
- Masculinity, identity, Media Studies/qualitative

**\*Marilyn D. Button—T**

Ph.D., University of Delaware

Professor and **Department Chair**

- Victorian Literature
- Victorian literature, Biblical literature

**William Donahue**

M.A., West Chester University

Visiting Instructor

- ◆ English
- Composition and Rhetoric, Ethnography, basic writing, pedagogy

**Nadine Gabbadon**

Ph.D., University of Pennsylvania

Assistant Professor

- ◆ Communications
- Mass Media industries, social and industrial construction of age, content analysis

**Samaa Gamie**

Ph.D., University of Rhode Island

Assistant Professor and **Assistant Director of the Writing Proficiency Program**

- Rhetoric, composition, digital literacies and Postcolonial studies

**Jeffrey L. Hoogeveen—T**

Ph.D., University of Rhode Island

Professor and **Director of Freshman Composition**

- ◆ Rhetoric and Composition
- Rhetoric and Composition

**Marie A. Nigro—*T***

Ph.D., Indiana University of Pennsylvania

Associate Professor

- Rhetoric & Linguistics
- TESOL, Linguistics, Rhetoric/Composition, Native American literature & culture

**Kaukab Siddique—*T***

Ph.D., Dalhousie University

Associate Professor

- ◆ English
- Nineteenth-century British literature

**J. Kenneth Van Dover—*T***

Ph.D., Bryn Mawr College

Professor and **Acting Department Chair-Fall 2011**

- ◆ English and American Literature
- English and American literature, popular literature, detective fiction

## **6. FOREIGN LANGUAGES & LITERATURES**

**Abbes Maazaoui—*T***

Ph.D., University of Provence, France

Associate Professor

- ◆ French Literature and Linguistics
- Modern French literature and Francophone literature of Sub-Saharan Africa, North Africa and the Caribbean

**Maria C. Poza—*T***

Ed.D., West Virginia University

Associate Professor and **Department Chair**

- ◆ Technology Education
- Second language acquisition and pedagogy, teaching languages to minority students, technology integration in language teaching and learning

## **7. HEALTH, PHYSICAL EDUCATION & RECREATION**

**James L. DeBoy—*T***

Ph.D., University of Delaware

Professor

- ◆ Human Development
- Student retention, alcohol abuse prevention, student learner outcomes, metacognition

**Yvonne R. Hilton—*T***

M.A., University of Delaware

Assistant Professor and **Department Chair**

- ◆ Physical Education, Professional Development
- Health and Physical Education

**Cyrus D. Jones—*T***

M.S., Indiana University

Associate Professor

- ◆ Health and Physical Education

**Jamie Mansell**

M.S., Temple University

Assistant Professor

- ◆ Athletic Training
- Blood plasma proteins (S-100B & GFAP), concussion in sports, genetic influences of concussion

**Sally A. Monsilovich—*T***

Ed.D., Temple University

Associate Professor

- ◆ Health Education
- Nutrition (obesity), fitness, wellness

**Carl Wilson**

M.S., Western Michigan University

Assistant Professor

- ◆ Athletic Training
- Health wellness/promotion

## **8. HISTORY & POLITICAL SCIENCE**

**Donald Bradt—*T***

Ph.D., University of Alabama

Associate Professor

- ◆ Political Science
- Latin American politics, political development, democratization, and international political economy

**Chieke Ihejirika—*T***

Ph.D., Temple University

Associate Professor

- ◆ Political Science
- Comparative politics, political theory, African-American politics, international politics, terrorism, African politics, Pan-Africanism, American national government, race and America law, Supreme Court & Con. Law

**Stephen McCullough**

Ph.D., University of Alabama

Assistant Professor and **Department Chair**

- ◆ History
- U.S. diplomatic history, Nineteenth-century U.S. history, military history

**Levi A. Nwachuku—T**

Ph.D., Michigan State University

Professor

- ◆ African History
- African and African American contemporary history; military in African politics

**Daryl Z. Poe—T**

Ph.D., Temple University

Associate Professor

- ◆ Africalogy
- Pan-Africanism and the life and times of Kwame Nkrumah

**9. LIBRARY**

**Albert Bryson—T**

M.S.L.S., University of Kentucky

Instructor

- ◆ Library Science
- Cataloging

**Robert Neal Carlson—T**

M.S.L.S., Villanova University

Associate Professor

- ◆ Library/Information Science
- Library reference, Library department (Serials)

**Mahinder S. Chopra—T**

M.S., Villanova University

Professor

- ◆ Information Scientist

**Tracey Hunter Hayes—T**

M.L.S., University of Pittsburgh

Associate Professor and **Director**

- ◆ Ethics/Theology
- Information literacy, collection development, Special Collections, library management



**Elizabeth Pitt—*T***

M.S.L.S., Columbia University

Assistant Professor

- ◆ Library Science

**10. MASTER OF EDUCATION**

**Elizabeth Surplus<sup>G</sup> —*T***

Ed.D., Rowan University

Associate Professor

- ◆ Educational Leadership
- Literacy Pre-K to 12, student engagement, building community, developing relationships

**Admasu E. Tucho<sup>G</sup> —*T***

Ed.D., Temple University

Associate Professor

- ◆ Educational Leadership & Policy Studies
- Teaching and conducting research in educational field

**11. MASTER OF HUMAN SERVICES**

**Malcolm Bonner<sup>G</sup>**

Ph.D., Fielding Graduate University

Assistant Professor

**Szabi Ishtai-Zee<sup>G</sup> —*T***

Ph.D., Union Graduate School

Professor

- ◆ Sociology

**Vivian Price<sup>G</sup>**

Ph.D., Temple University

Associate Professor

- ◆ School Psychology
- Educational disabilities, ethnic minority representation in Special Education, juvenile justice and adjudicated youth

**Virginia J. Smith<sup>G</sup> —*T***

Ph.D., University of Pennsylvania

Associate Professor

- ◆ City Planning
- Gerontology, intergenerational issues, social work, health disparities for minorities

**Linda J. Stine<sup>G</sup>—T**

Ph.D., Bryn Mawr College

Professor

- ◆ German Languages and Literature
- Teaching writing, adult literacy, using educational technology to teach basic writers

**James Wadley<sup>G</sup>**

Ph.D., University of Pennsylvania

Associate Professor

- HIV/AIDS prevention among adolescents and young adults, masculinity/femininity development and gender, self-esteem issues of children, social and clinical issues of sexuality
- Educational leadership and human sexuality education

## **12. MATHEMATICS & COMPUTER SCIENCE**

**Tong T. Banh—T**

Ph.D., Temple University

Associate Professor

- ◆ Mathematics
- Nonlinear functional analysis, microlocal analysis, complex fourier analysis, complex analysis, partial differential equations

**Ali Barimani—T**

M.S., West Chester University

Assistant Professor

- ◆ Computer Science
- Computer graphics, computer programming/programming languages, database management systems

**Moses Haimbodi—T**

Ph.D., University of Delaware

Assistant Professor and **Department Chair**

- ◆ Materials Science
- Materials properties, nanotechnology, solid state physics, photovoltaics, materials characterization

**Reginald Myrick—T**

M.S., Temple University

Assistant Professor

- ◆ Electrical Engineering
- Artificial intelligence, controls, programming languages (C++)

**Goro Nagase—T**

Ph.D., University of Delaware

Professor

- ◆ Mathematical Statistics
- Mathematical statistics, applied probability, design of experiments and biostatistics

**Ranjan Naik**

Ph.D., University of Mumbai

Assistant Professor

- ◆ Discrete Math
- Graph theory-combinatorics

**Jawahar Pathak—T**

Ph.D., Temple University

Associate Professor

- ◆ Invariant Theory, Ring Theory, Abstract Algebra
- Abstract Algebra, Ring Theory, Group Actions

**Pallavi Pathak**

M.A., Temple University

Instructor

- ◆ Mathematics
- Applied Mathematics

**Elizabeth M. Sieminski**

M.A., University of Delaware

Lecturer

- ◆ Mathematics Education

**Bo Sun**

Ph.D., Old Dominion University

Assistant Professor

- ◆ Computer Science

**Claude M. Tameze**

Ph.D., Delaware State University

Assistant Professor and **SI Faculty Coordinator**

- ◆ Applied Mathematics and Mathematical Physics
- Image processing and shape recognition

**Laurellen L. Treisner—T**

Ph.D., University of Delaware

Associate Professor

- ◆ Mathematics
- Math Education

### 13. PHILOSOPHY & RELIGION

**Dana R. Flint—T**

Ph.D., Temple University

Professor and **Department Chair**

- ◆ Philosophy
- Albert C. Barnes, education and philosophy, Religion, human rights and violence

**Safro Kwame—T**

Ph.D., University of Cincinnati

Associate Professor

- ◆ African Philosophy and Moral & Political Philosophy
- African Philosophy, Metaphysics, and Moral & Political Philosophy

**Melvin I. Leaman—T**

D.Min., Eastern Baptist Theological School

Associate Professor

- ◆ Marriage and Family
- Christianity, comparative religions, teaching religion, pastoral questions

**Gwinyai H. Muzorewa**

Ph.D., Union Theological Seminary

Professor and **Department Chair**

- ◆ Systematic Theology.
- Theology, world religions, Third-World theology, Liberation theology, administration

### 14. PHYSICS

**Mazharul Huq—T**

Ph.D., Glasgow University

Professor

- ◆ Theoretical Physics
- Elementary Particle Physics, technology in education

**Helen Major—T**

Ph.D., Howard University

Associate Professor

- ◆ Laser Spectroscopy
- Laser Spectroscopy, especially Optogalomic Spectra of Neon and Argon, Wave Analysis of Time-Resolved Argon & Neon Spectras. Nonlinear Optics Testing

**Lynn E. Roberts —*T***

Ph.D., Adelphi University

Professor and **Department Chair**

- ◆ Elementary Particle Theory
- Phenomenology, Relativistic Heavy Ion Collisions, Lattice Gauge Theory, Compositeness, General Relativity & String Theory, Phase Transitions in Heavy Ion Collisions

**Stanley S. Tsai—*T***

M.M.F., University of Delaware

Associate Professor

- ◆ Thermodynamics and Heat Transfer, Fluid

## **15. PSYCHOLOGY**

**Lennell R. Dade—*T***

Ph.D., Howard University

Associate Professor

- ◆ Social Psychology
- African-centered psychology and spirituality

**Kevin E. Favor—*T***

Ph.D., University of Illinois

Professor

- ◆ Counseling Psychology
- Program evaluation, health psychology, HIV/AIDS, violence prevention, occupational stress

**Denise M. Gaither-Hardy—*T***

M.S., University of Delaware

Assistant Professor and **Department Chair**

- ◆ Social Psychology
- Statistical analysis, HIV/AIDS (Red Cross Instructor), nonverbal communicator, SPSS, SAS, marketing analysis, methodology & evaluation, obesity

**Penelope J. Kinsey—*T***

Ph.D., University of Delaware

Professor

- ◆ Clinical Psychology
- Program evaluation of primary care medical services, assessment of chronic pain, evaluation of educational curricula

## 16. SOCIOLOGY & ANTHROPOLOGY

### **Emmanuel D. Babatunde—T**

Ph.D., London University Institute of Education

Professor and **Department Chair**

- ◆ Comparative Multicultural Education
- Comparative strengths and weaknesses of the British French and American education system

### **Anthony J. DiFilippo—T**

Ph.D., Temple University

Professor

- ◆ Sociology.
- Political sociology, US-Japan security relations

### **Patricia A. Joseph—T**

Ph.D., Bryn Mawr College

Professor

- ◆ Social Work and Social Research
- Certified & licensed Social Worker, expertise in health, mental health, substance abuse and high risk youth

### **Robert E. Millette—T**

Ph.D., New School for Social Research

Professor

- ◆ Research, Family, Theory.
- Caribbean politics, sociological theory, process evaluations, family, leadership

### **Zoran M. Milovanovich—T**

Ph.D., Belgrade University School of Law

Professor

- ◆ Criminal Law
- Criminal justice, criminal law, forensic science

## 17. VISUAL & PERFORMING ARTS

### **Alvin E. Amos—*T***

Ed.D., University of North Carolina at Greensboro

Professor

- ◆ Music Education
- Clarinet classical music performance, woodwind performance, Black Baptist Church music, Gospel Choir at HBCU's Jazz Ed

### **Jeffrey A. Chapp—*T***

M.F.A., University of Delaware

Associate Professor

- ◆ Fine Arts (Ceramics)
- Studio Ceramics/ Studio foundations courses

### **Edryn J. Coleman**

M.A., Florida State University

Lecturer and **Choir Director**

- ◆ Music Education

### **Kirsten Kunkle**

M.M., University of Michigan

Assistant Professor

- ◆ Voice Performance
- Opera, Opera dictation, voice technique, voice pedagogy

### **Saadia Lawton**

Ph.D., University of Wisconsin-Madison

Assistant Professor and **Department Chair**

- ◆ Art History, African/African American art history

### **Charles H. Pettaway, Jr. —*T***

M.S., Temple University

Associate Professor

- ◆ Piano Performance
- Music theory, introduction to various musical styles, piano

## **F. Visiting Faculty**

### **Biology**

#### **John R. Zysk**

Ph.D., Purdue University

Lecturer

- In vivo and In vitro translational science, Enzymology, Receptor Pharmacology, Protein Characterization, Pathway analysis
- Neurodegenerative diseases

### **Business & Information Technology**

#### **Kennie L. Edwards**

M.B.A., Howard University

Assistant professor

- ◆ Financial accounting, tax, Government and Non-profit accounting, CPA

#### **Emily Vu**

M.B.A., Monmouth University

Assistant professor

- ◆ Financial accounting, tax, Government and Non-profit accounting, CPA

### **English & Mass Communications**

#### **Kristin Anderson**

M.A., Northwestern College

Instructor

- ◆ Communication Studies

#### **Lettrell Crittenden**

M.A., Pennsylvania State University

Assistant Professor

- ◆ Media Studies

#### **Mahpiua Deas**

M.A., Pennsylvania State University

Assistant Professor

- African American Literature, Creative Writing

### **Foreign Languages and Literatures**

#### **Jose Ramos**

M.S., University of Delaware

Lecturer

- ◆ Spanish
- Spanish and English as a Second Language (ESL) Education



## **Master of Human Services**

### **Frank P. Worts<sup>G</sup>**

M.S.W., University of Pennsylvania

Assistant Professor

- ◆ Social Work, Social Policy, Community Organization
- Gerontology, social policy, management, systems theory, qualitative research methodology

### **Martha H. Meacham<sup>G</sup>**

M.M, Florida State University

Instructor

- ◆ Chamber Music
- Piano collaboration, chamber music

## **G. Administrators Holding Faculty Rank**

**John O. Chikwem—*T***

Ph.D., Ohio University

Professor and **Dean, Natural Sciences and Mathematics**

**Judith A. W. Thomas—*T***

Ed.D., West Virginia University

Professor and **Dean, Social Sciences and Behavioral Studies**

- \* Faculty on leave or sabbatical
- G** Teach Graduate Level Only
- T*** Tenured
- ◆ Area of Specialization
- Area of Expertise

## H. Part-time Faculty Fall 2011

### **Biology (1)**

Michael Broomall

### **Business & Information**

#### **Technology (8)**

Goodwin Akiko

Mark Baylor

Jay Burks

Leroy Hawkins

Geoffrey Kent

Marvin Powell

Deeawn Roundtree

Nikki Williams

#### **Education (6)**

Shimeles Badane

Bruce Benson

Sherri Donnell

Marvin Dutton

Jacquelyn Leo

Evelyn Poe

### **English & Mass**

#### **Communications (12)**

David Amadio

Dayna Bailey

Michael Chalmers

Amanda Chastain Graham

Angela Cirucci

Lisa Dill

Dave Huddleston

Dawn Roberts

Daniel Sheard

Sarala VanDover

Kristin VanRiper

Cassandra Ward-Shah

### **Foreign Languages and**

#### **Literatures (1)**

Charles Molano

### **Health & Physical**

#### **Education (1)**

Theresa E. Dolan

### **History & Political**

#### **Science (4)**

Glenn Burns

John Ifedi

Kwabena Nuamah

Izevbuwa Osayimwese

#### **Master of Education (5)**

Nina Brevard

Susan Browne

LouElla Clayburne

Yvonne Jones

Terry Means-Waites

### **Master of Human**

#### **Services (38)**

Shimeles Badane

Nancy Bancroft

Rafaela Bermudez

Adhusmita Bora

Rodney Bradley

Solomon Caudle

Norwood Coleman

Monika Davis

Frederick Feldman

Charles Golden

Brian Greineder

Ronald W. Hayes

Catherine Hence

Martha Hennington

Robin Hogan

Thelma Jacks

George James

Nancy Jenkins-Ryons

Geoffrey Karabin

Marsha Lester

Bradley LeVan

Anyabwile Love

Rosemary Madl-Young

### **Master of Human Services**

#### **(Cont.)**

Gwendolyn Manning

Rashida Muhammed

Bryon Noon

Massah Nuni

Rebecca Olson

James A. Peterson

Richard Sabree

Staci Scott

Kay Silverman

Fern Spellman-Davis

Joseph Tarala

Philip Terry

Sharon Webster

Horace Whitfield

Kietra Winn

### **Master of Science in**

#### **Administration (2)**

Boualem Bendjilali

Angela Mosby

### **Psychology (1)**

Pamela Frazier-Anderson

### **Sociology & Anthropology (4)**

Jamal Benin

George Evans

Tiffany Lane

Karol A. Smith-Williamson

### **Visual & Performing Arts (7)**

Kenneth Briscoe

Ronald T. Green

Shane Jenson

Henry Johnson

Adam Koh

Andrea Moore-Bennett

Andrew Small

Lincoln University  
Office of Institutional Effectiveness and Research  
1570 Baltimore Pike  
PO Box 179  
Lincoln University PA 19352  
484-365-7213  
484-365-7218 (fax)  
[oir@lincoln.edu](mailto:oir@lincoln.edu)