

## **Job Placement and Graduate Education Placement of Graduates**

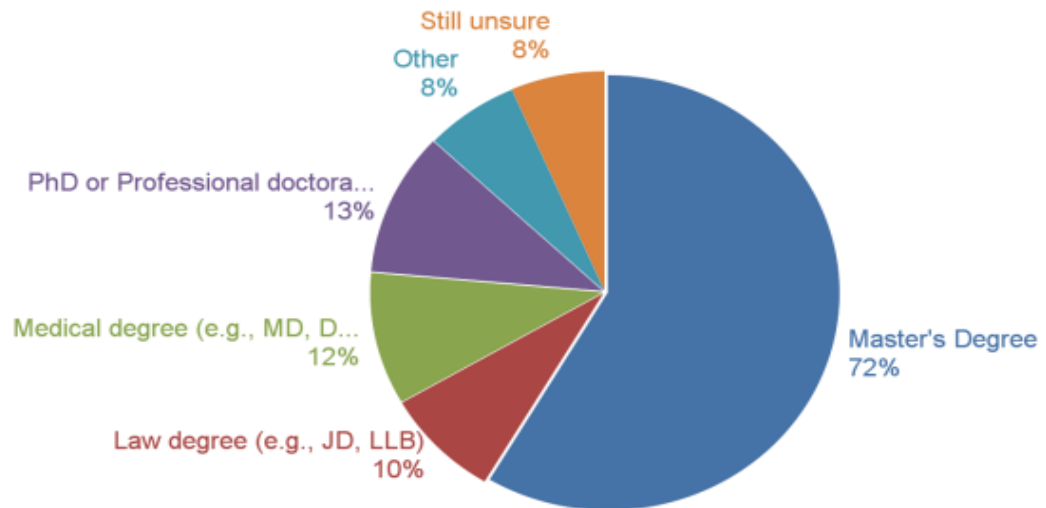
Information for this report is derived from the 2018 Spring Senior Survey was developed by the Office of Institutional Effectiveness, Research and Planning (OIERP) in collaboration with the Alumni and Career Services offices. Through this joint collaboration, the institution will be able to collect, analyze and act upon data regarding graduating seniors' undergraduate experiences at Lincoln University.

With the support of the campus community, the Senior Survey achieved a response rate of 66%.

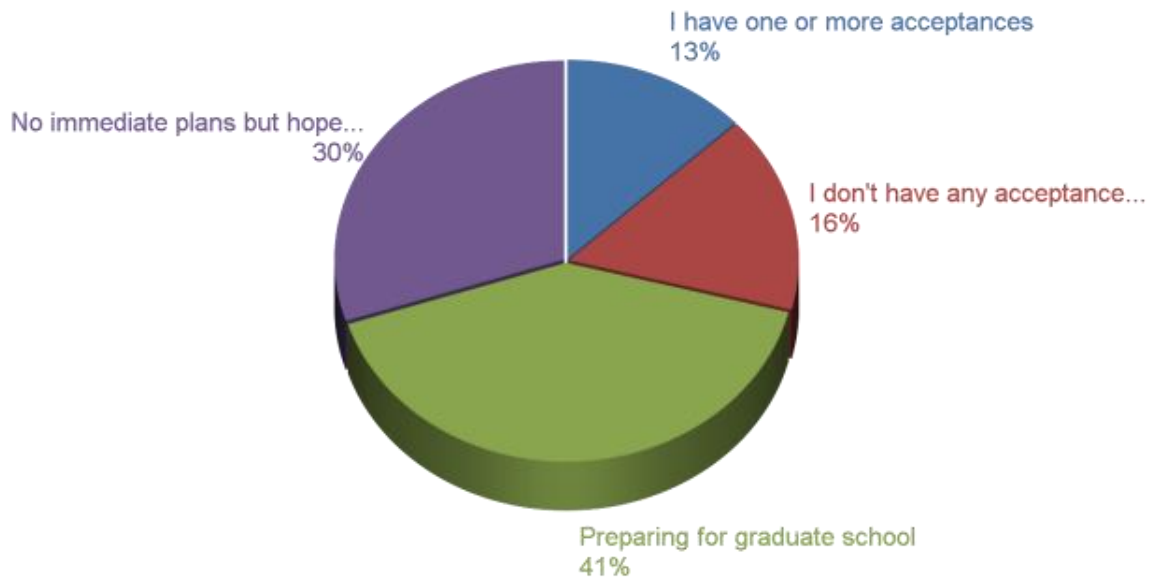
# Job Placement and Graduate Education Placement of Graduates

## Plans beyond Graduation:

1. Do you have plans to pursue further education? The majority of respondents (86%) plan to pursue further education and 72% intend to pursue a Master's Degree.

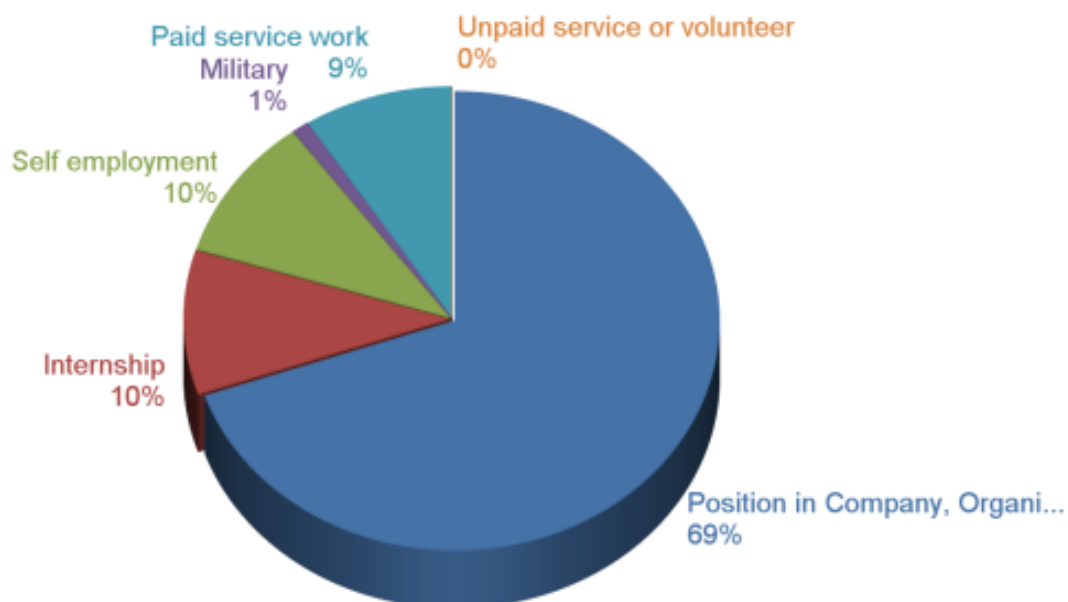


2. Which of the following best describes the current state of your educational plans? Mark the one best answer. Students have been accepted to: Bentley University, Daytona State University, Drexel University, Empire Beauty School, Lincoln University, Morgan State University, New York University, Temple University, Villanova University



## Job Placement and Graduate Education Placement of Graduates

3. **Do you anticipate working (full or part time; paid or unpaid) in the next year?** Nearly all respondents (99%) anticipate working and 69% this to be a position in a company, organization or institution.









4. **Which of the following best describes the current state of your employment plans? Exclude summer-only employment. Mark the one best answer.** Respondents indicate that 23% have already accepted a position and 24% are considering one or more specific offers.

#	Answer	Bar	Response	%
1	Have accepted a position	<div style="width: 23%;"></div>	43	23%
2	Considering one or more specific offers	<div style="width: 24%;"></div>	45	24%
3	Currently searching for a position	<div style="width: 44%;"></div>	82	44%
4	Have not yet begun my job search	<div style="width: 10%;"></div>	18	10%
	Total		188	100%

## Job Placement and Graduate Education Placement of Graduates

5. **What is the annual salary range of the job offer?** For the respondents accepting or considering job offers, the majority (61%) of salaries are \$35,000 or above.

#	Answer	Bar	Response	%
1	\$20,000 or less		15	19%
2	\$20,001 -\$34,999		16	20%
3	\$35,000-\$49,999		27	33%
4	\$50,000-\$64,999		13	16%
5	\$65,000-\$79,999		5	6%
6	\$80,000-+		5	6%
	Total		81	100%