

**Online Summer School 2020 Final Report**

**Online Summer School 2020  
Final Report**

---

**Mr. Fred-Rick Roundtree, Ms. Brenda Snider,  
Distance Learning Committee**

**July, 2021**

# Online Summer School 2020 Final Report

## Table of Contents

<b>TITLE PAGE</b> .....	<b>1</b>
<b>ABSTRACT</b> .....	<b>3</b>
<b>SUMMARY</b> .....	<b>4</b>
<i>Courses</i> .....	7
<b>ENROLLMENT DEMOGRAPHICS</b> .....	<b>9</b>
RACE.....	9
GENDER .....	10
AGE .....	10
<b>FINAL FACULTY SURVEY</b> .....	<b>11</b>
SURVEY RESULTS .....	29

# Online Summer School 2020 Final Report

## ABSTRACT

This report was written to explain the Online Summer School 2020 Pilot Program. The Online Summer School 2020 Pilot program was implemented to assist Lincoln University students in reaching their academic goals. There were two seven-week online summer sessions with 32 faculty, 480 students, and 52 online courses. The courses were general education courses. According to the President's Quarterly Report (February 20, 2021), the 2020 Online Summer Session generated about \$600,000 in new revenue. CETL worked closely with the Distance Learning Committee, the Office of the Registrar, OIERP, IT, and select staff in other campus offices to implement on summer courses for the first time at Lincoln University. The planning process began July 1, 2019. The process consisted of the following:

- Faculty and Student Interest Surveys, Faculty Training Survey, and Faculty Final Survey
- Teaching and Learning Success Training Online Student Orientation as required by the Council of Regional Accrediting Commission
- Identifying the summer courses to be implemented online
- Identifying the faculty to teach online courses
- Designing and developing a student online orientation
- Identifying and complying with federal and state regulations

# Online Summer School 2020 Final Report

## Summary

In 2019, university administrators requested CETL to begin planning and implementing an online summer school pilot

The purpose of the online summer school 2020 pilot program included:

- Supplement face-to-face courses
- Help students recover credits
- Implement a permanent summer school program.

The planning process for the 2020 Summer School Pilot began July 1, 2019. The process consisted of the following:

- Faculty Interest Surveys
- Student Interest Surveys
- Teaching and Learning Success Training Online Student Orientation as required by the Council of Regional Accrediting Commissions Identifying the summer courses to be implemented online
- Identifying the faculty to teach online courses
- Designing and developing a student online orientation
- Identifying and complying with federal and state regulations



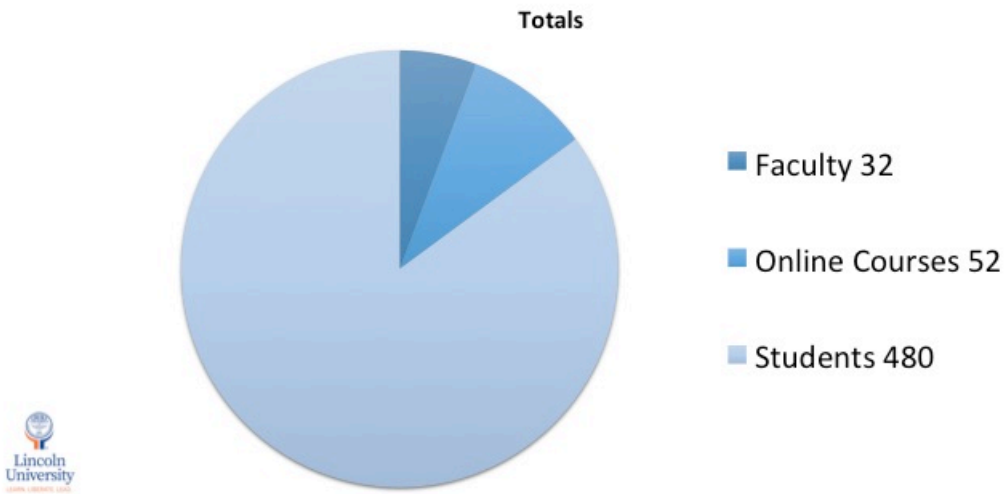
## Online Summer School Plan

- Consisted of:
  - Faculty Interest Surveys
  - Student Interest Surveys
  - Teaching and Learning Success Training
  - Online Student Orientation as required by the Council of Regional Accrediting Commissions



# Online Summer School 2020 Final Report

## 2020 Online Summer I and II Totals



## Online Summer Courses 7-week sessions



Overall Totals	Faculty	Students
52 Courses	32 Faculty	480 Students

### Summer Session I: May 4, 2020 – June 20, 2020

25 Courses	22 Faculty	246 Students
------------	------------	--------------

### Summer Session II: June 29, 2020 – August 15, 2020

27 Courses	20 Faculty	234 Students
------------	------------	--------------



## Summer Online Course Tuition

Competitors	<ul style="list-style-type: none"><li>• Online Universities and regional Community Colleges</li></ul>
BOT	<ul style="list-style-type: none"><li>• The Board of Trustees voted prior to the beginning of summer online courses to lower the cost of tuition</li></ul>
Summer Online Course Tuition	<ul style="list-style-type: none"><li>• \$475 per course</li><li>• \$88 Art Fee</li><li>• \$107 Language Lab Fee</li></ul>

# Online Summer School 2020 Final Report

## Courses

### Online Summer Sessions 2020 Training Date: April 17th through April 30th, 2020

---

Session I = 25 courses  
Session II – 23 courses  
28 Professors, plus Spanish TBA

#### Session 1: May 4 - June 20, 2020

BIO-101-01A (23855) Human Biology	K. Baskerville
CSC-152-01A (23878) Intro to Computer Programming	D. Monticchio
ENG-101-01A (23846) English Composition I	C. Calderon
ENG-102-01A (23847) English Comp II	A. Lazar
ENG-208-01A (23850) World Literature II	S. Gamie
<b>GSC-101-01A (Physical Science I</b>	A. Semichaevsky
GSC-111-01A (23866) Environmental Science	J. McCarthy
HIS-103-01A (23873) Contemporary World History I	N. Muhammad
HPR-101-02A (23869) Dimensions of Wellness	A. Nelson
HSC-275-01A (23870) Health and Aging	A. Dix
<b>MAT-101-01A Elem &amp; Intermediate Algebra</b>	A. Ayele
<b>MAT-102-01A Intermediate Algebra</b>	P. Xu
<b>MAT-106-01A Math for Liberal Arts</b>	J Pathak
<b>MAT-111-01A Pre-Calculus</b>	P. Xu
<b>MAT-111L-01A Pre-Calculus Lab</b>	TBA
<b>MAT-114-01A Elementary Statistics I</b>	C. Tameze
<b>MAT-120-01A Calculus Soc Sci Majors</b>	C. Tameze
PHL-200-01A (23864) Introduction to Philosophy	S. Kwame
<b>PHY-181-01A Elementary Astronomy</b>	V. Lakey
POL-101-01A (23858) American National Government	C. Ihejirika
REL-200-01A (23862) Introduction to Religion	G. Muzorewa
<b>SOC-101-01A Intro to Sociology</b>	M. Pass
SOS-151-01A (23860) African American Experience	D. Poe
SPN-101-01A (23848) Elementary Spanish I	Mery Soto-Harner
SPN-101L-01A (23849) Elementary Spanish I Lab	Mery Soto-Harner

#### Session II: June 29 - August 15, 2020

ART-200-01B (23857) Intro to Art	B. Sperry
BIO-102-01B (23856) Human Health and Disease	M. Norman
ENG-102-01B (23851) English Comp II	A. Lazar

## Online Summer School 2020 Final Report

HIS-103-01B (23874) Contemporary World History I	N. Muhammad
HPR-101-01B (23871) Dimensions of Wellness	L. Ovadge
<b>MAT-102-01B Elem &amp; Intermediate Algebra</b>	<b>A. Ayele</b>
<b>MAT-102-01B Intermediate Algebra</b>	K. Zheng
<b>MAT-110-01B College Algebra</b>	M. Haimbodi
<b>MAT-110L-01B College Algebra Lab</b>	Z. Carson
<b>MAT-111-01B Pre-Calculus</b>	M. Haimbodi
<b>MAT-111L-01B Pre-Calculus Lab</b>	TBA
<b>MAT-114-01B Elementary Statistics I</b>	J. Pathak
<b>MAT-120-01B Calculus Soc Sci Majors</b>	K. Zheng
<b>MAT-LAB-02B Math Lab</b>	Z. Carson
<b>MAT-LAB-01B Math Lab</b>	Z. Carson
PHL-200-01B (23865) Introduction to Philosophy	S. Kwame
POL-101-01B (23859) American National Government	C. Ihejirika
PSY-101-01B (23768) General Psychology	D. Brown
REL-200-01B (23863) Introduction to Religion	G. Muzorewa
<b>SOC-101-01A Intro to Sociology</b>	B. Bean
SOS-151-01B (23861) African American Experience	D. Poe
SPN-102-01B (23852) Elementary Spanish II	Mery Soto-Harner
SPN-102L-01B (23854) Elementary Spanish II Lab	Mery Soto-Harner



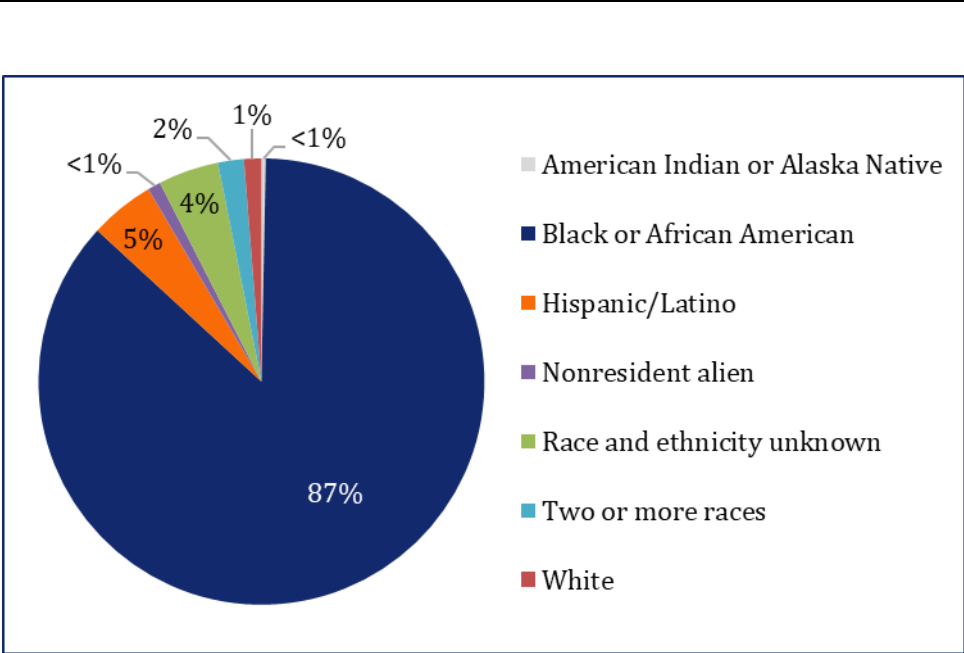
# Online Summer School 2020 Final Report

## Enrollment Demographics

The following information represents unduplicated students who were enrolled in a class during the Summer 2020 sessions A or B.

### Race

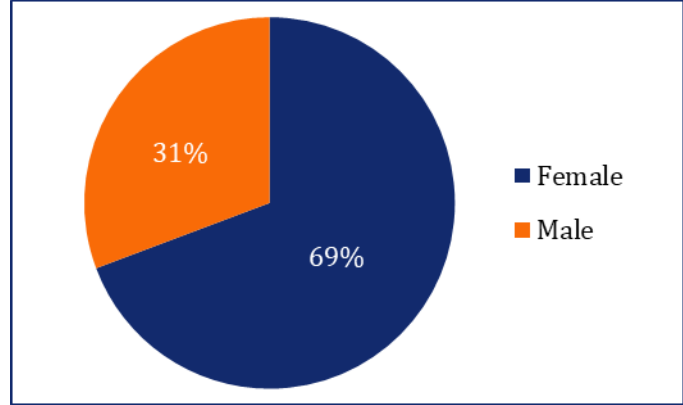
	Percent
American Indian or Alaska Native	<1%
Black or African American	87%
Hispanic/Latino	5%
Nonresident alien	<1%
Race and ethnicity unknown	4%
Two or more races	2%
White	1%



# Online Summer School 2020 Final Report

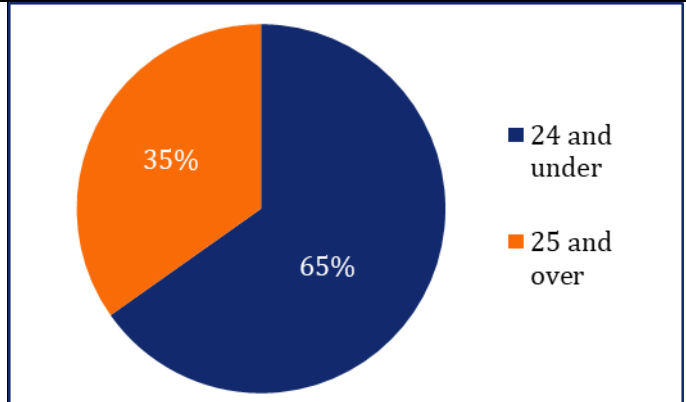
## Gender

	Percent
Female	69%
Male	31%



## Age

	Percent
24 and under	65%
25 and over	35%



# Online Summer School 2020 Final Report

## Final Faculty Survey

2020 Online Summer School Faculty Final Survey

*Online Summer School Faculty Final Survey*

Only nine of the 32 faculty participated in the final survey.

### 1. Your Name

1. Your Name

---

Karen Baskerville

---

Marcus Norman

---

Chieke Ihejirika

---

Zachary Carson

---

michael pass

---

Safro Kwame

---

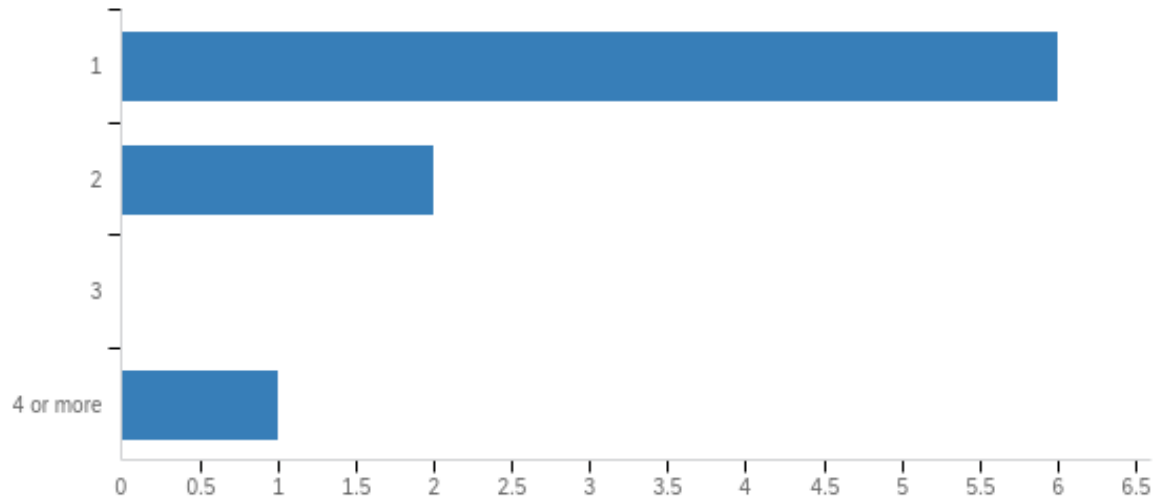
Celeste Calderon

---

Jennifer McCarthy

## Online Summer School 2020 Final Report

### 2. How many online courses did you teach during the 2020 online summer school pilot?

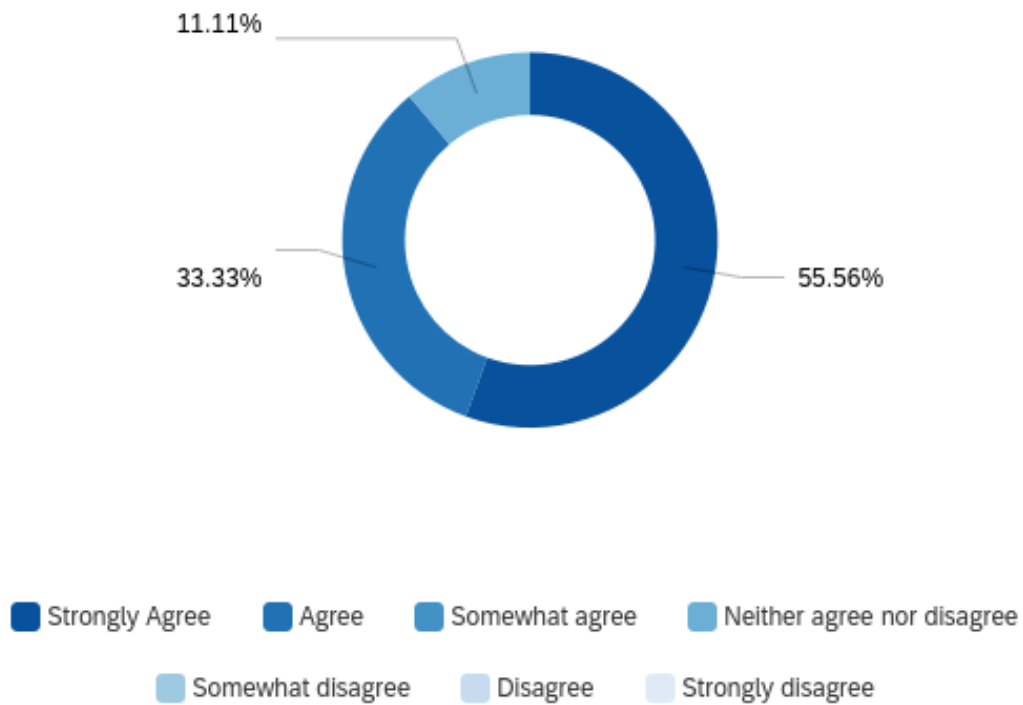


#	Field	Minimum	Maximum	Mean	Std Deviation	Variance	Count
1	2. How many online courses did you teach during the 2020 online summer school pilot?	1.00	4.00	1.56	0.96	0.91	9

#	Answer	%	Count
1	1	66.67%	6
2	2	22.22%	2
3	3	0.00%	0
4	4 or more	11.11%	1
	Total	100%	9

## Online Summer School 2020 Final Report

### 3. The class size was appropriate.

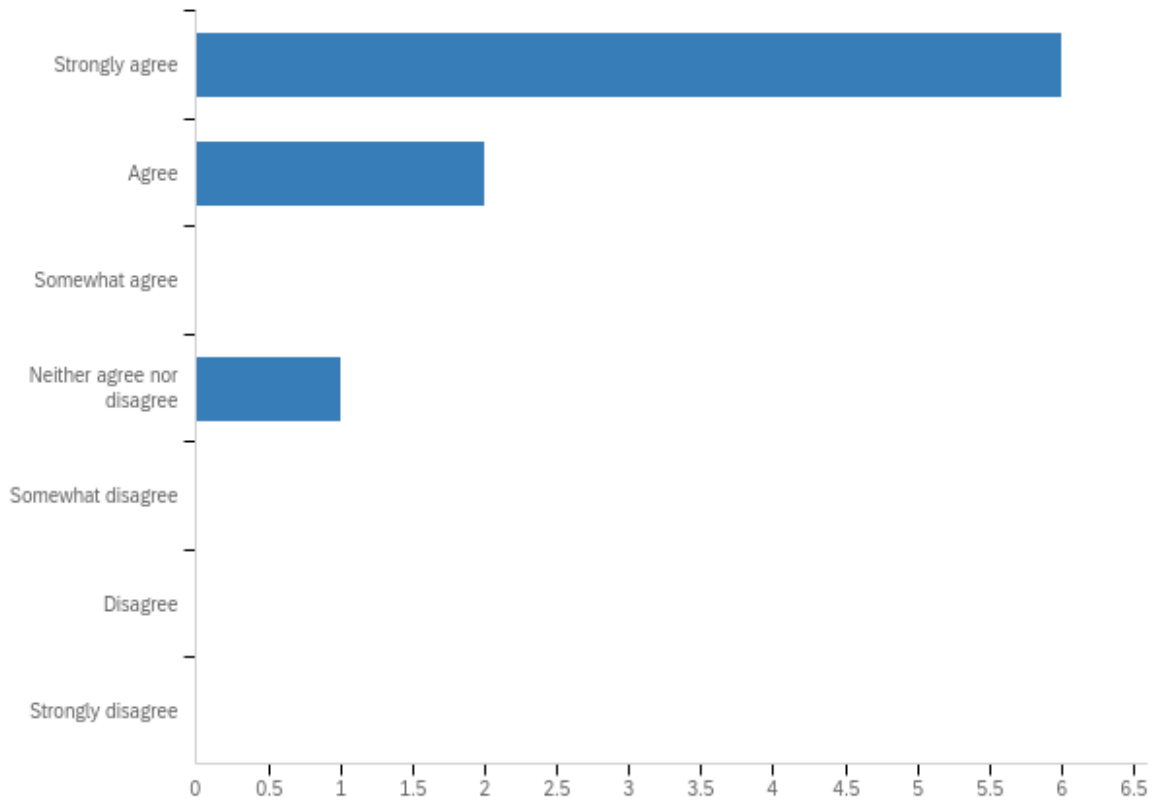


#	Field	Minimum	Maximum	Mean	Std Deviation	Variance	Count
1	3. The class size was appropriate.	1.00	4.00	1.67	0.94	0.89	9

#	Answer	%	Count
1	Strongly Agree	55.56%	5
2	Agree	33.33%	3
3	Somewhat agree	0.00%	0
4	Neither agree nor disagree	11.11%	1
5	Somewhat disagree	0.00%	0
6	Disagree	0.00%	0
7	Strongly disagree	0.00%	0
	Total	100%	9

# Online Summer School 2020 Final Report

## 4. I would like to teach more fully online courses.

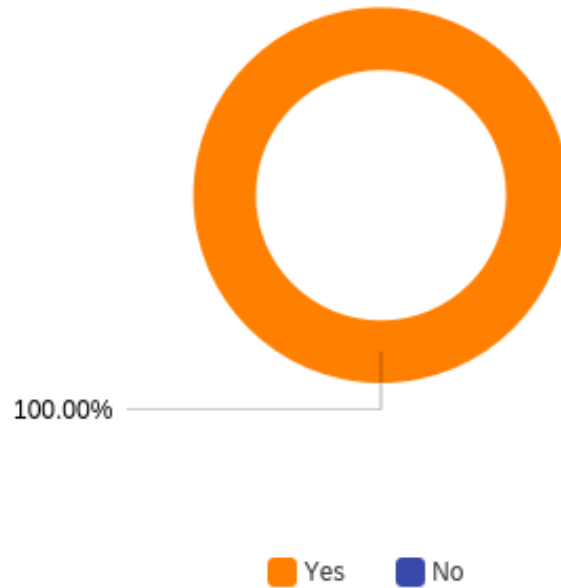


#	Field	Minimum	Maximum	Mean	Std Deviation	Variance	Count
1	4. I would like to teach more fully online courses.	1.00	4.00	1.56	0.96	0.91	9

#	Answer	%	Count
1	Strongly agree	66.67%	6
2	Agree	22.22%	2
3	Somewhat agree	0.00%	0
4	Neither agree nor disagree	11.11%	1
5	Somewhat disagree	0.00%	0
6	Disagree	0.00%	0
7	Strongly disagree	0.00%	0
	Total	100%	9

## Online Summer School 2020 Final Report

### 5. Did your course adhere to the criteria and standards of the Quality Matters rubric?

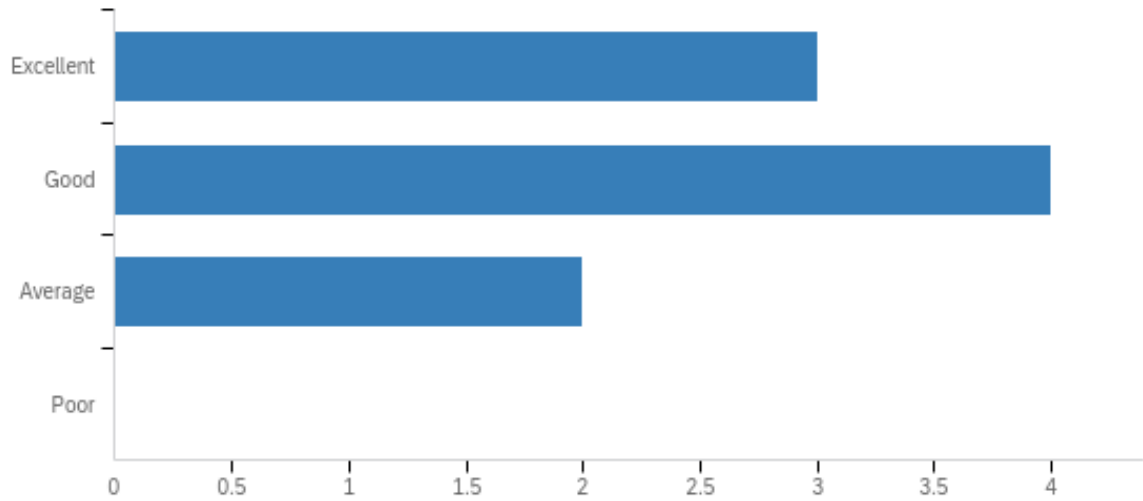


#	Field	Minimum	Maximum	Mean	Std Deviation	Variance	Count
1	5. Did your course adhere to the criteria and standards of the Quality Matters rubric?	1.00	1.00	1.00	0.00	0.00	8

#	Answer	%	Count
1	Yes	100.00%	8
8	No	0.00%	0
	Total	100%	8

## Online Summer School 2020 Final Report

### 6. How would you rate your overall experience with the 2020 Online Summer School Pilot?



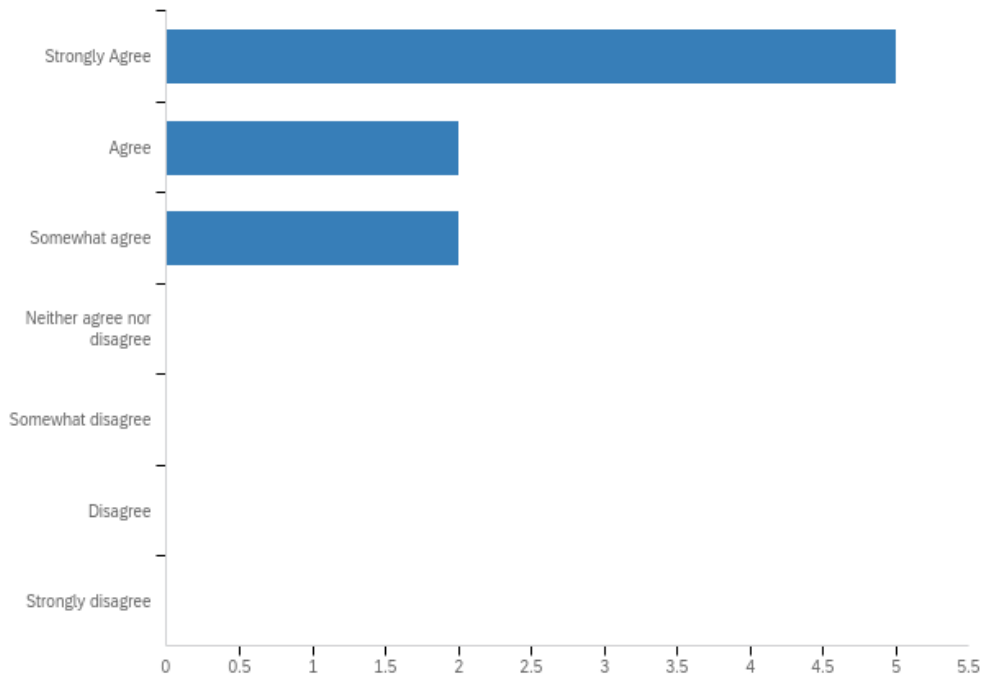
#	Field	Minimum	Maximum	Mean	Std Deviation	Variance	Count
1	6. How would you rate your overall experience with the 2020 Online Summer School Pilot?	1.00	3.00	1.89	0.74	0.54	9

#	Answer	%	Count
1	Excellent	33.33%	3
2	Good	44.44%	4
3	Average	22.22%	2
4	Poor	0.00%	0
	Total	100%	9



## Online Summer School 2020 Final Report

7. I was satisfied with the support I received from CETL during the online summer school pilot.

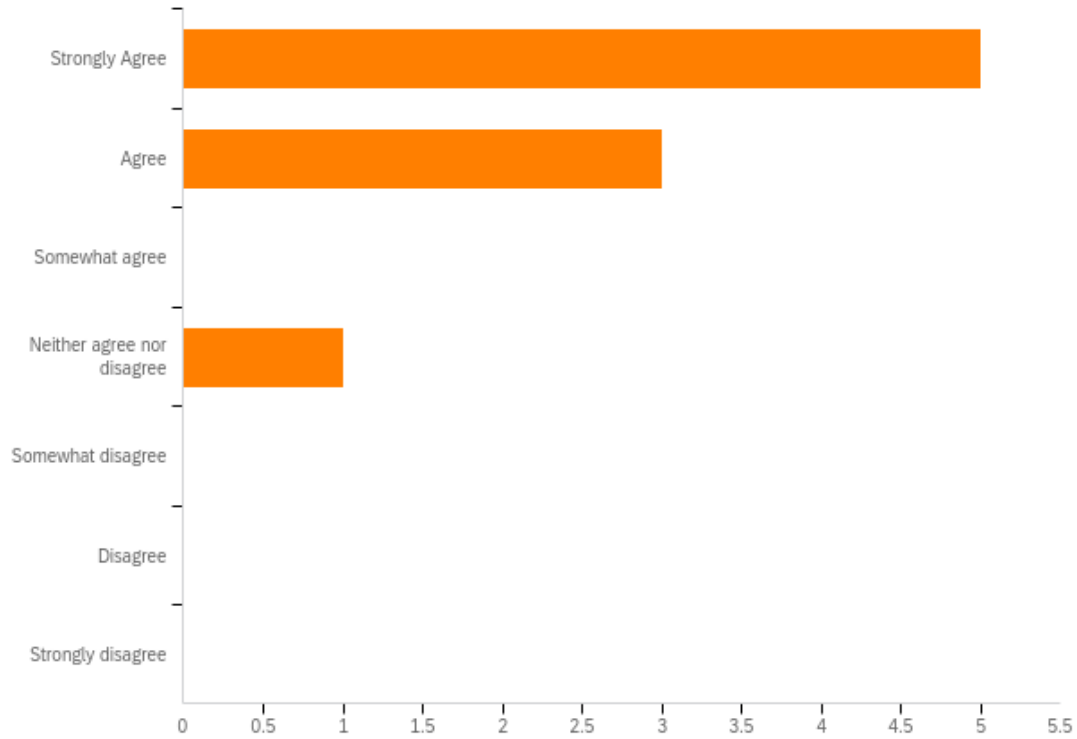


#	Field	Minimum	Maximum	Mean	Std Deviation	Variance	Count
1	7. I was satisfied with the support I received from CETL during the online summer school pilot.	1.00	3.00	1.67	0.82	0.67	9

#	Answer	%	Count
1	Strongly Agree	55.56%	5
2	Agree	22.22%	2
3	Somewhat agree	22.22%	2
4	Neither agree nor disagree	0.00%	0
5	Somewhat disagree	0.00%	0
6	Disagree	0.00%	0
7	Strongly disagree	0.00%	0
	Total	100%	9

## Online Summer School 2020 Final Report

### 8. I was satisfied with my experience with the Registrar's office.



#	Field	Minimum	Maximum	Mean	Std Deviation	Variance	Count
1	8. I was satisfied with my experience with the Registrar's office.	1.00	4.00	1.67	0.94	0.89	9

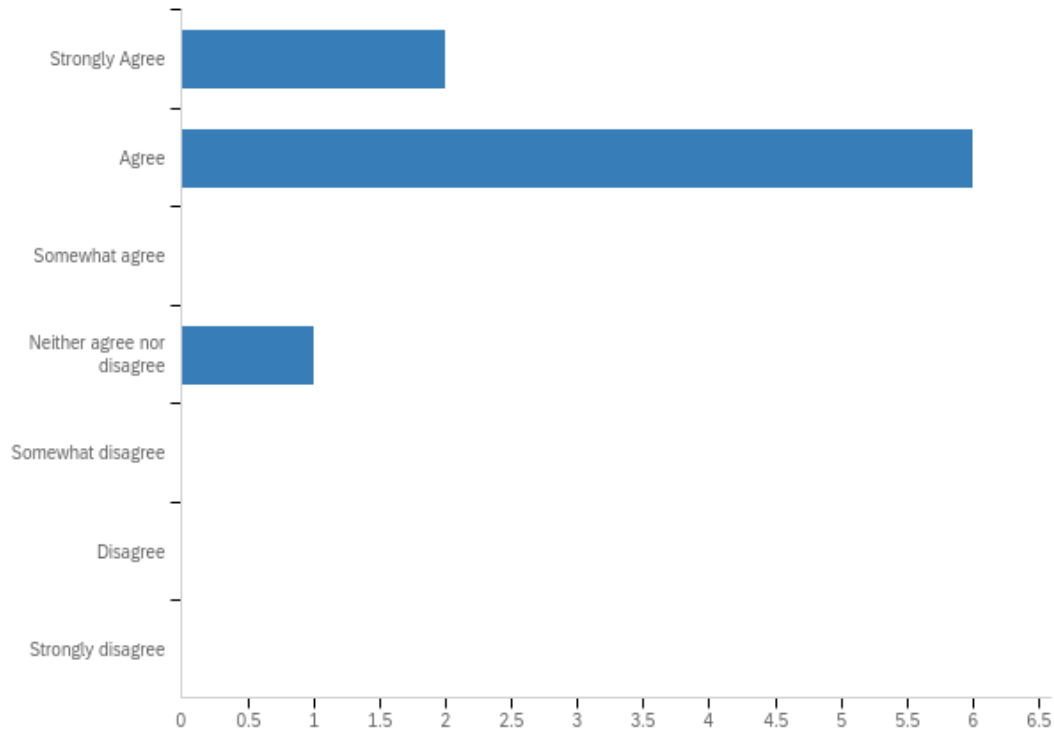
#	Answer	%	Count
1	Strongly Agree	55.56%	5
2	Agree	33.33%	3
3	Somewhat agree	0.00%	0
4	Neither agree nor disagree	11.11%	1
5	Somewhat disagree	0.00%	0
6	Disagree	0.00%	0

**Online Summer School 2020 Final Report**

7	Strongly disagree	0.00%	0
	Total	100%	9

## Online Summer School 2020 Final Report

### 9. I was satisfied with the student support services offered to my students.

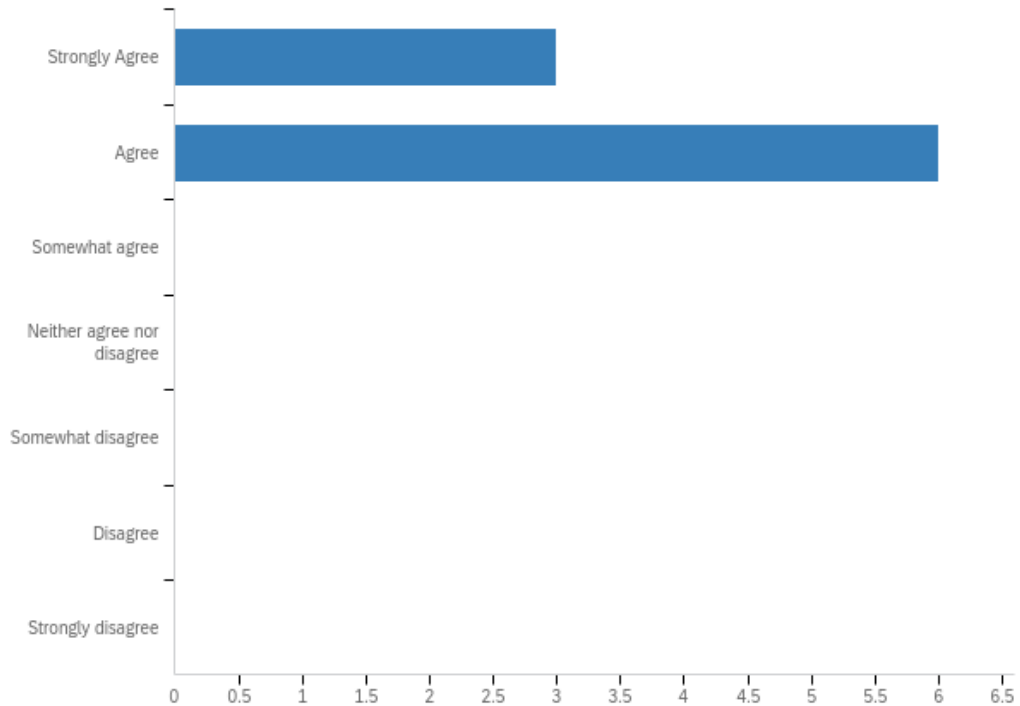


#	Field	Minimum	Maximum	Mean	Std Deviation	Variance	Count
1	9. I was satisfied with the student support services offered to my students.	1.00	4.00	2.00	0.82	0.67	9

#	Answer	%	Count
1	Strongly Agree	22.22%	2
2	Agree	66.67%	6
3	Somewhat agree	0.00%	0
4	Neither agree nor disagree	11.11%	1
5	Somewhat disagree	0.00%	0
6	Disagree	0.00%	0
7	Strongly disagree	0.00%	0
	Total	100%	9

## Online Summer School 2020 Final Report

### 12. I had the technology tools necessary to conduct a successful online course.

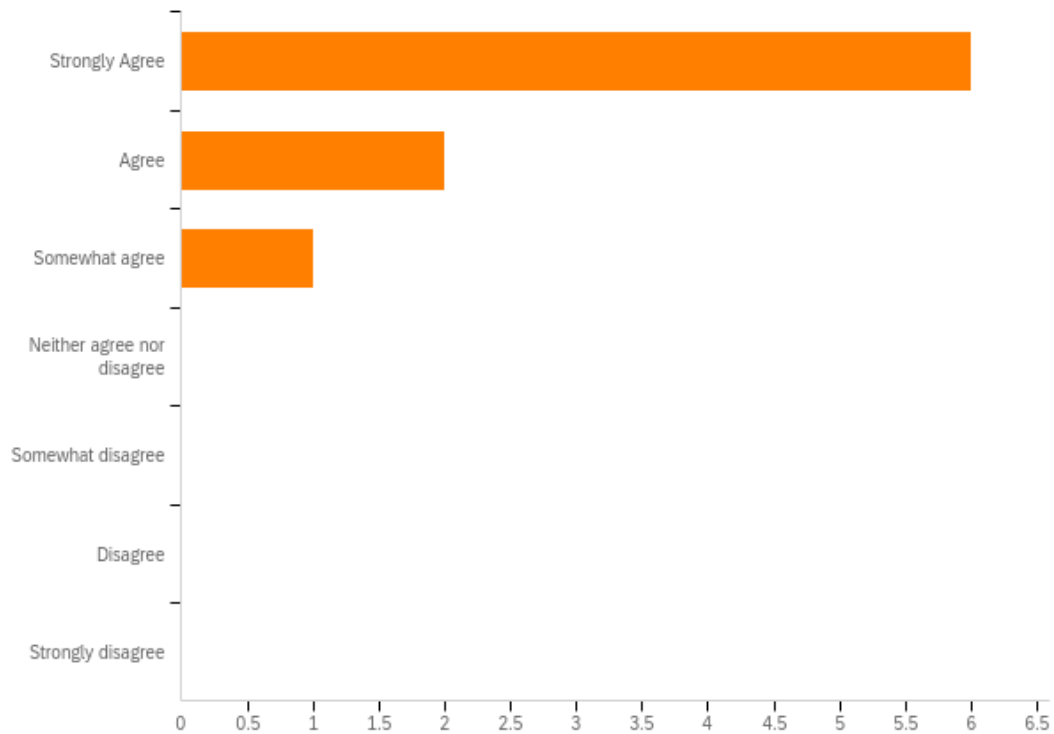


#	Field	Minimum	Maximum	Mean	Std Deviation	Variance	Count
1	12. I had the technology tools necessary to conduct a successful online course.	1.00	2.00	1.67	0.47	0.22	9

#	Answer	%	Count
1	Strongly Agree	33.33%	3
2	Agree	66.67%	6
3	Somewhat agree	0.00%	0
4	Neither agree nor disagree	0.00%	0
5	Somewhat disagree	0.00%	0
6	Disagree	0.00%	0
7	Strongly disagree	0.00%	0
	Total	100%	9

## Online Summer School 2020 Final Report

### 11. I was confident in my ability to use the technological tools to make my online course a success

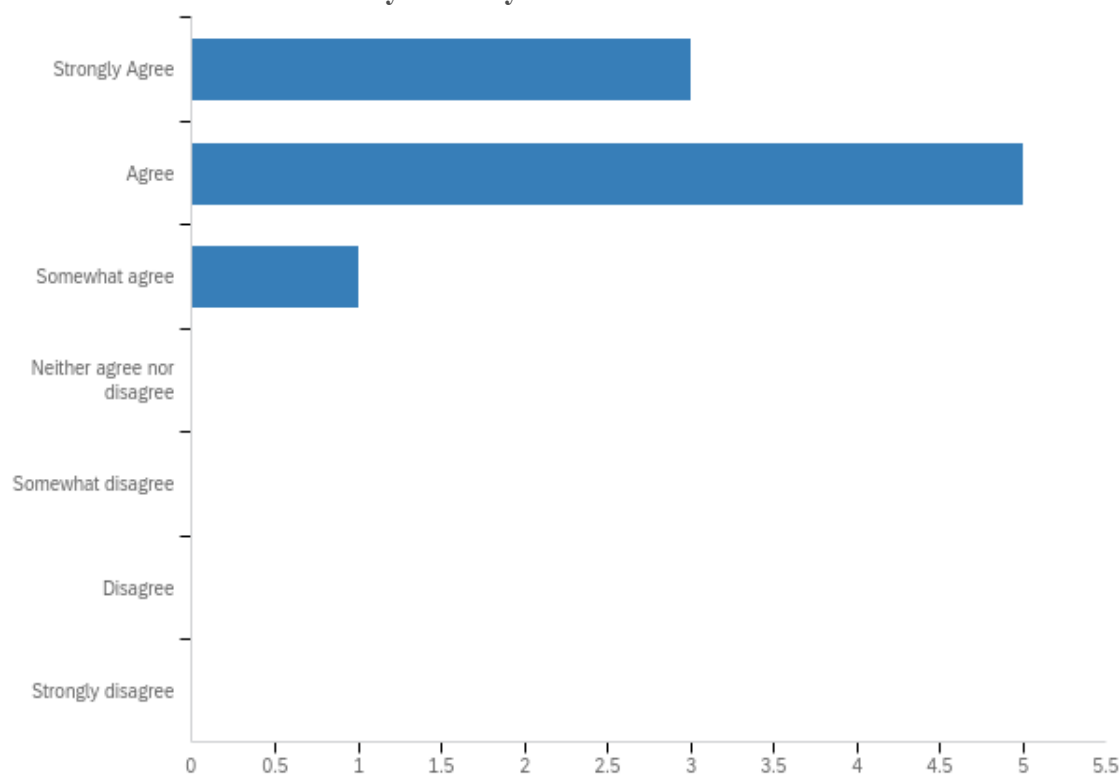


#	Field	Minimum	Maximum	Mean	Std Deviation	Variance	Count
1	11. I was confident in my ability to use the technological tools to make my online course a success	1.00	3.00	1.44	0.68	0.47	9

#	Answer	%	Count
1	Strongly Agree	66.67%	6
2	Agree	22.22%	2
3	Somewhat agree	11.11%	1
4	Neither agree nor disagree	0.00%	0
5	Somewhat disagree	0.00%	0
6	Disagree	0.00%	0
7	Strongly disagree	0.00%	0
	Total	100%	9

## Online Summer School 2020 Final Report

### 12. I communicated effectively with my online students

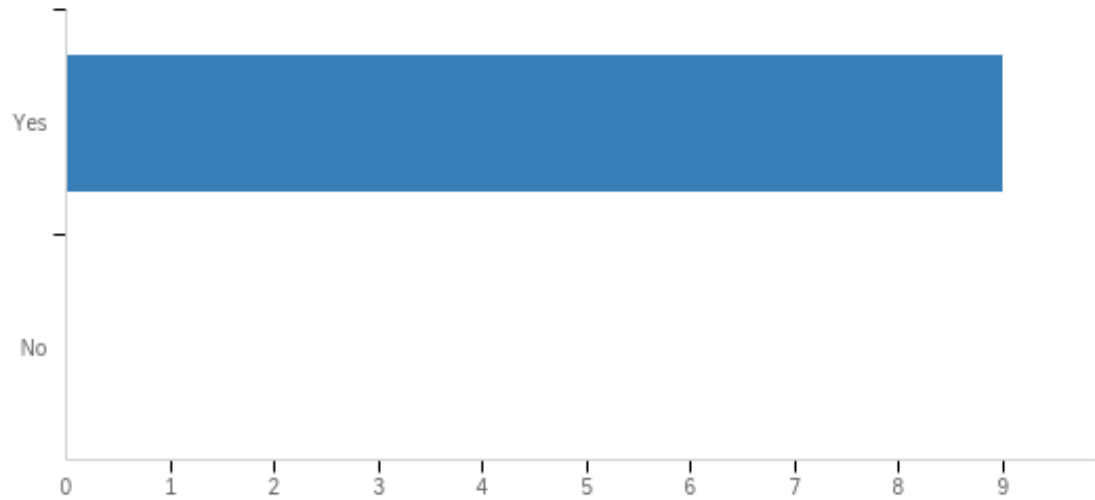


#	Field	Minimum	Maximum	Mean	Std Deviation	Variance	Count
1	12. I communicated effectively with my online students	1.00	3.00	1.78	0.63	0.40	9

#	Answer	%	Count
1	Strongly Agree	33.33%	3
2	Agree	55.56%	5
3	Somewhat agree	11.11%	1
4	Neither agree nor disagree	0.00%	0
5	Somewhat disagree	0.00%	0
6	Disagree	0.00%	0
7	Strongly disagree	0.00%	0
	Total	100%	9

## Online Summer School 2020 Final Report

13. I used the pilot syllabus suggested in the Online Teaching and Learning Success Training.



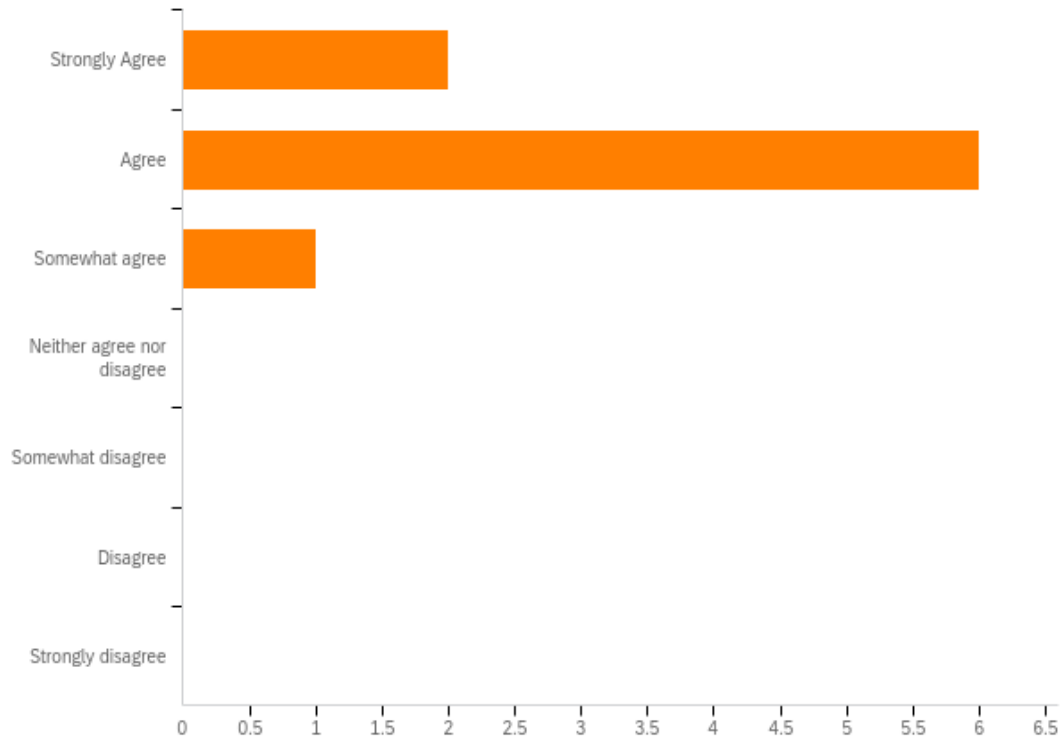
#	Field	Minimum	Maximum	Mean	Std Deviation	Variance	Count
1	13. I used the pilot syllabus suggested in the Online Teaching and Learning Success Training.	1.00	1.00	1.00	0.00	0.00	9

#	Answer	%	Count
1	Yes	100.00%	9
2	No	0.00%	0
	Total	100%	9



## Online Summer School 2020 Final Report

### 14. My students effectively communicated with me

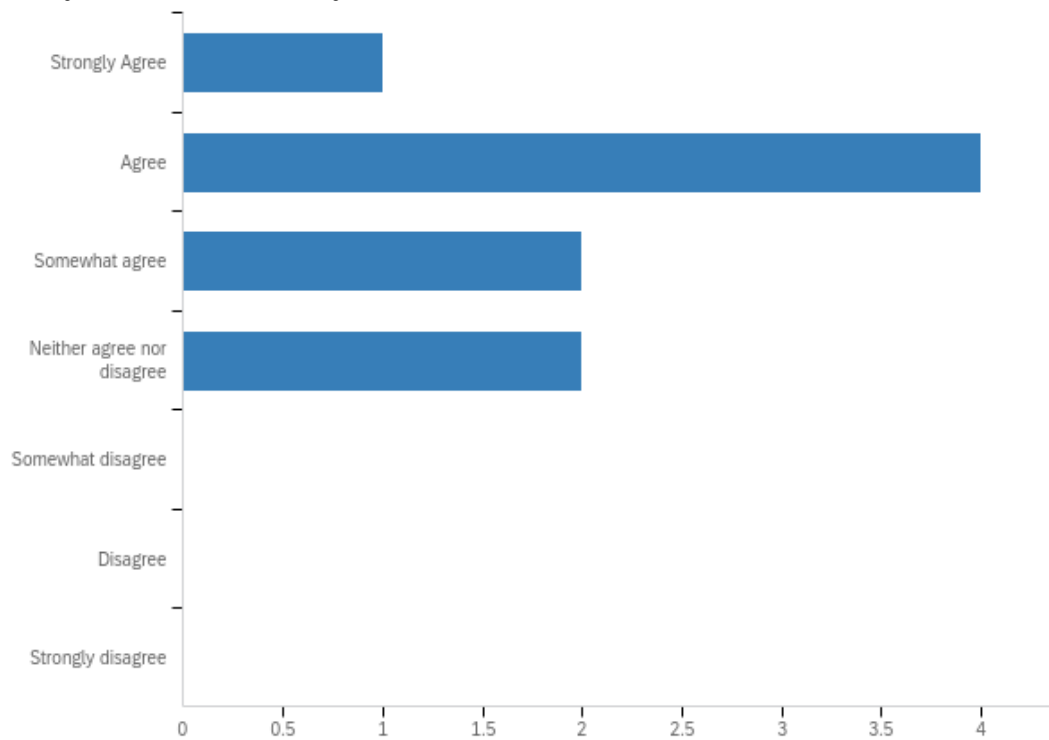


#	Field	Minimum	Maximum	Mean	Std Deviation	Variance	Count
1	14. My students effectively communicated with me	1.00	3.00	1.89	0.57	0.32	9

#	Answer	%	Count
1	Strongly Agree	22.22%	2
2	Agree	66.67%	6
3	Somewhat agree	11.11%	1
4	Neither agree nor disagree	0.00%	0
5	Somewhat disagree	0.00%	0
6	Disagree	0.00%	0
7	Strongly disagree	0.00%	0
	Total	100%	9

## Online Summer School 2020 Final Report

### 15. My students effectively communicated with each other

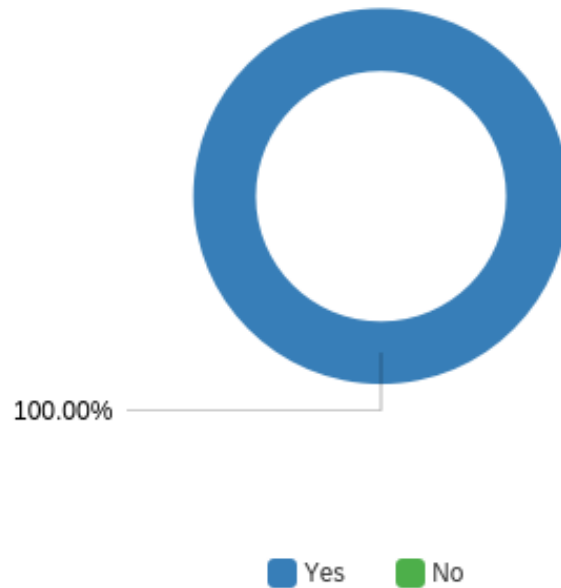


#	Field	Minimum	Maximum	Mean	Std Deviation	Variance	Count
1	15. My students effectively communicated with each other	1.00	4.00	2.56	0.96	0.91	9

#	Answer	%	Count
1	Strongly Agree	11.11%	1
2	Agree	44.44%	4
3	Somewhat agree	22.22%	2
4	Neither agree nor disagree	22.22%	2
5	Somewhat disagree	0.00%	0
6	Disagree	0.00%	0
7	Strongly disagree	0.00%	0
	Total	100%	9

## Online Summer School 2020 Final Report

16. To assist my students with knowledge, skills, attitudes, and strategies, I shared with my students the Online Learner Resource document provided in the Online Teaching and Success Training.

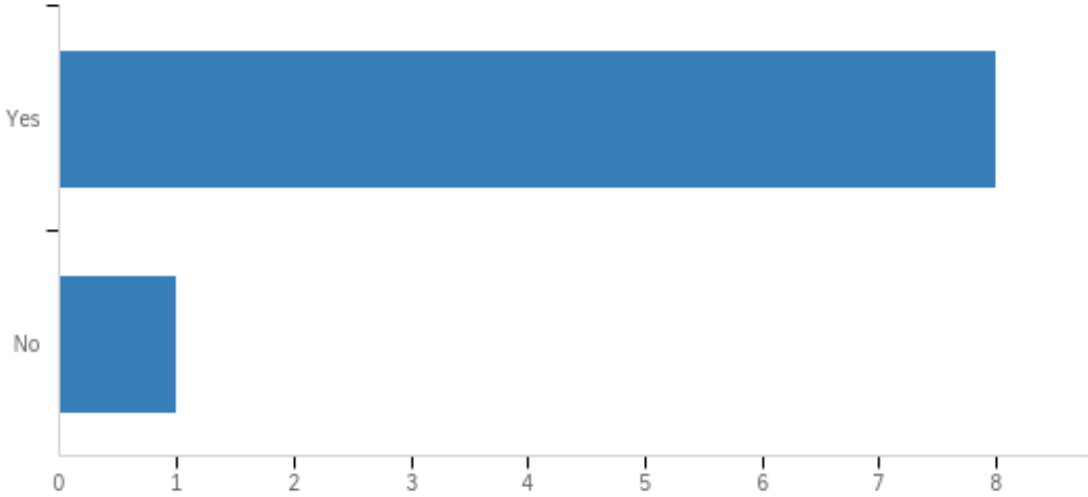


#	Field	Minimum	Maximum	Mean	Std Deviation	Variance	Count
1	16. To assist my students with knowledge, skills, attitudes, and strategies, I shared with my students the Online Learner Resource document provided in the Online Teaching and Success Training.	1.00	1.00	1.00	0.00	0.00	8

#	Answer	%	Count
1	Yes	100.00%	8
2	No	0.00%	0
	Total	100%	8

**Online Summer School 2020 Final Report**

**17. I would like to teach another online course.**



#	Field	Minimum	Maximum	Mean	Std Deviation	Variance	Count
1	17. I would like to teach another online course.	4.00	5.00	4.11	0.31	0.10	9

#	Answer	%	Count
4	Yes	88.89%	8
5	No	11.11%	1
	Total	100%	9

## Online Summer School 2020 Final Report

18. Please state any notes or comments you have about the overall pilot program.

18. Please state any notes or comments you have about the overall pilot program.

---

The pilot program was good. My students communicated in discussion forums and did amazing final projects. I do wish that I had more time to set up my course (summer semester date changed to a week earlier than scheduled, I believe); this was the first time I taught the course.

---

I found the pilot program to be successful and look forward to teaching more online courses.

---

it went smoothly even though it was pilot. I am confident it will be greatly improved this time around.

---

It is a learning process for me that continues each semester

---

Not crazy about the certification program. Just provide resources for those who need them!

---

More communication needed between admin and students.

---

I thought it went great. However, some of our students still don't have laptops or appropriate tools to take a fully online course, and I am still struggling with how to give exams and ensure students aren't cheating.....

### Survey Results

Based on the Online Training Lab Survey, 89 percent of the 73 trainees that participated in this survey question stated that the training labs helped them to improve their skills.