

A photograph of a stone archway at Lincoln University. The archway is made of light-colored stone and features two towers on either side. The towers have arched windows and decorative elements. The archway is set against a background of trees and a clear sky. The text "Lincoln University" is visible on the archway in a Gothic font.

# Lincoln University

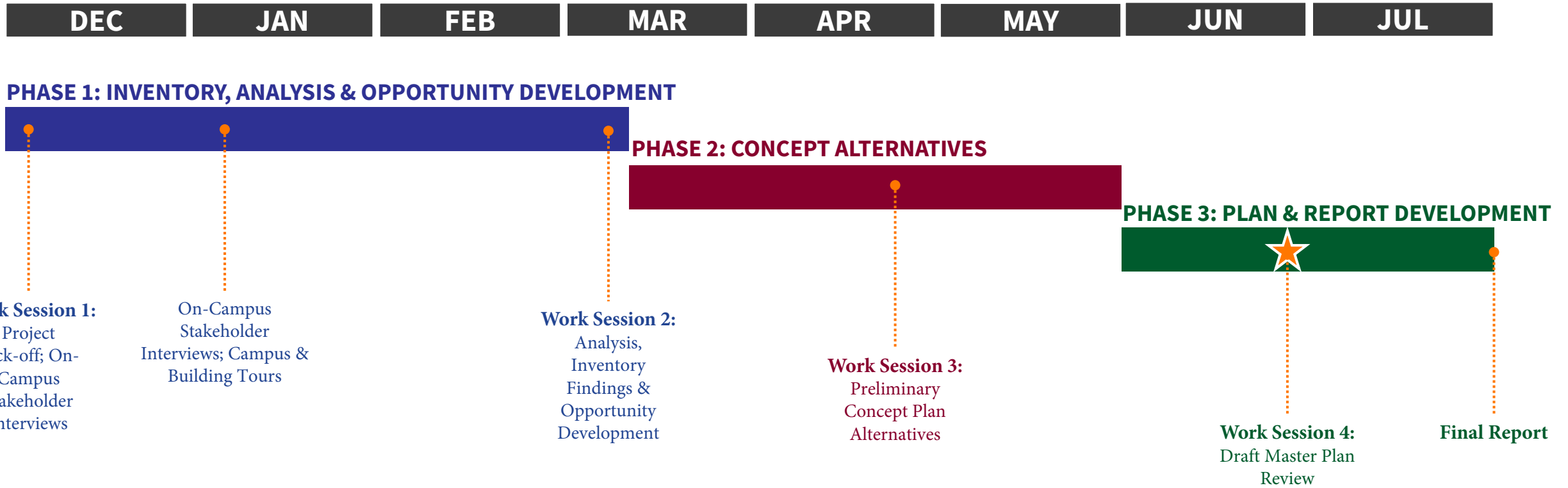
## Campus Master Plan

---

Workshop 4 – Steering Committee  
June 27, 2019

SASAKI

# PROCESS & SCHEDULE



# TEAM

## Sasaki Associates

Campus Master Planning



**Greg Havens, AIA, AICP**  
Campus Planning Principal



**Nicole M. Friend**  
Project Manager

## Preservation Design Partnership

Historic Preservation



**Dominique M. Hawkins, FAIA, LEED AP, NCARB**  
Preservation Principal, Partner

## Hunt Engineering

Civil Engineering

## Affiliated Engineers

MEP

## GOALS OF THE MASTER PLAN

1. Identify the capital investments needed to maximize living-learning options
2. Propose options for renovating and repurposing historic buildings
3. Develop a strategic plan for deferred maintenance funds

*“We need a plan designed to help us make smart investments in repurposing our older facilities, a plan designed to help us honor the past while addressing contemporary needs.”*

President Allen

# THEMES

The Master Plan will support and advance the themes of the Strategic Plan:

## REIMAGINING THE LEGACY: LEARN. LIBERATE. LEAD.

1. Build a Culture that supports student success
2. Enhance academic quality and achieve operational excellence
3. Develop strategic partnerships to leverage resources and assets
4. Strategically align resources to support institutional priorities
5. Tell the Lincoln University Story

# AGENDA

**01** Vision

**02** Frameworks

**03** Housing + Student Life

**04** Historic District

**05** Outparcels

**06** MEP & Civil Recommendations

**01** Vision

02 Frameworks

03 Housing + Student Life

04 Historic District

05 Outparcels

06 MEP & Civil Recommendations

# EXISTING CAMPUS PLAN





# OPPORTUNITIES




1. Connect the historic district to the campus core.
2. Redevelop McCrery and Ashmun Halls.
3. Locate new housing development on available sites



# FUTURE CAMPUS PLAN

The Master Plan includes:

- Six new residential buildings
- ADA improvements
- Renovation recommendations for the historic buildings
- Renovation concepts for key student life spaces and existing housing.
- New open spaces in the Historic District and residential zones.

-  New Construction
-  Renovation
-  Existing Building



# CAMPUS CORE

The plan focuses on enhancing the campus core through:

- Pedestrian pathway improvements
- New open spaces
- Investments in housing
- Investments in the Historic District






- New Construction
- Renovation
- Existing Building

# MASTER PLAN: BIG IDEAS

# CAMPUS FRAMEWORK



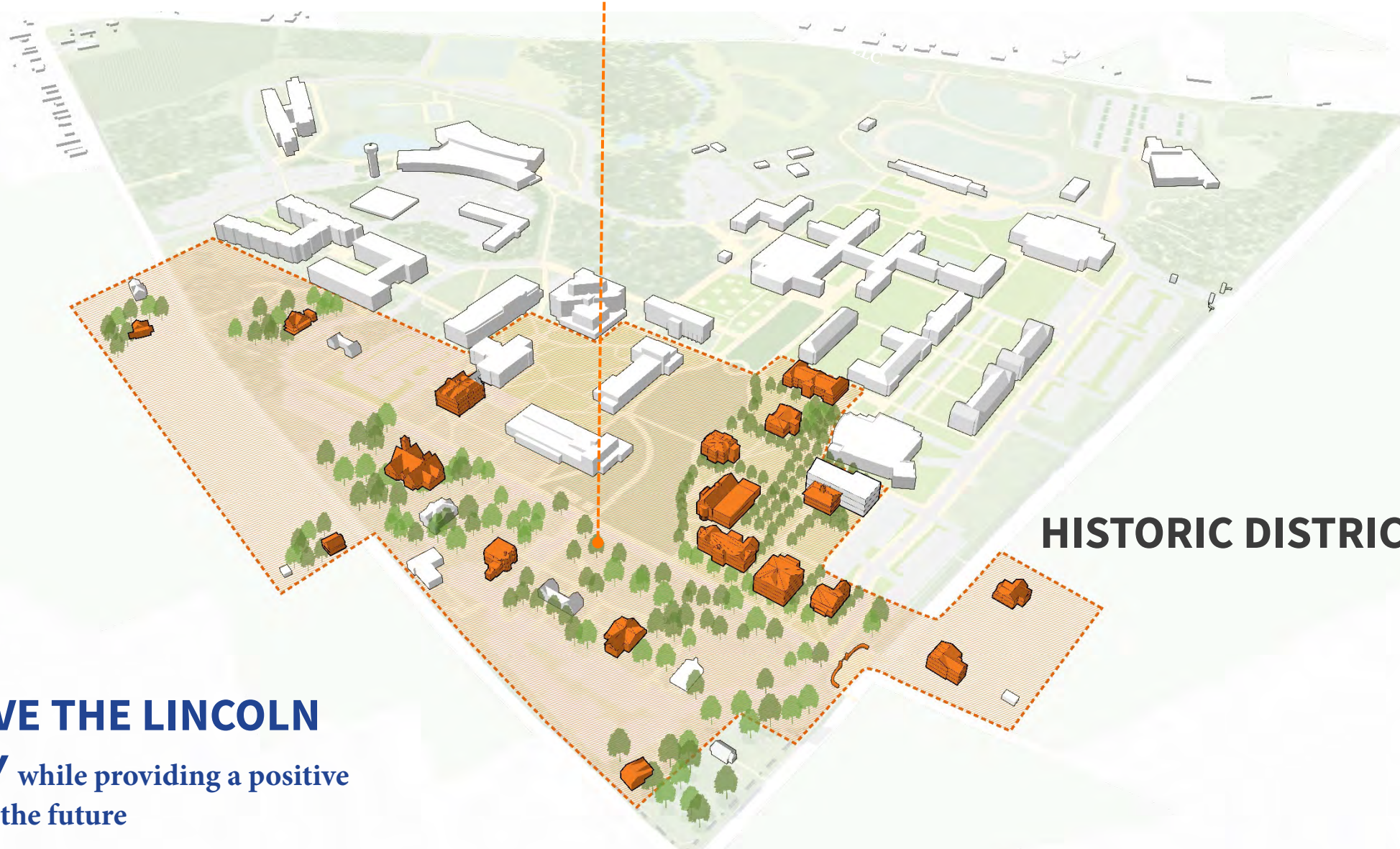
-  New Construction
-  Renovation
-  Existing Building



Preserve the History



Adaptive Re-Use



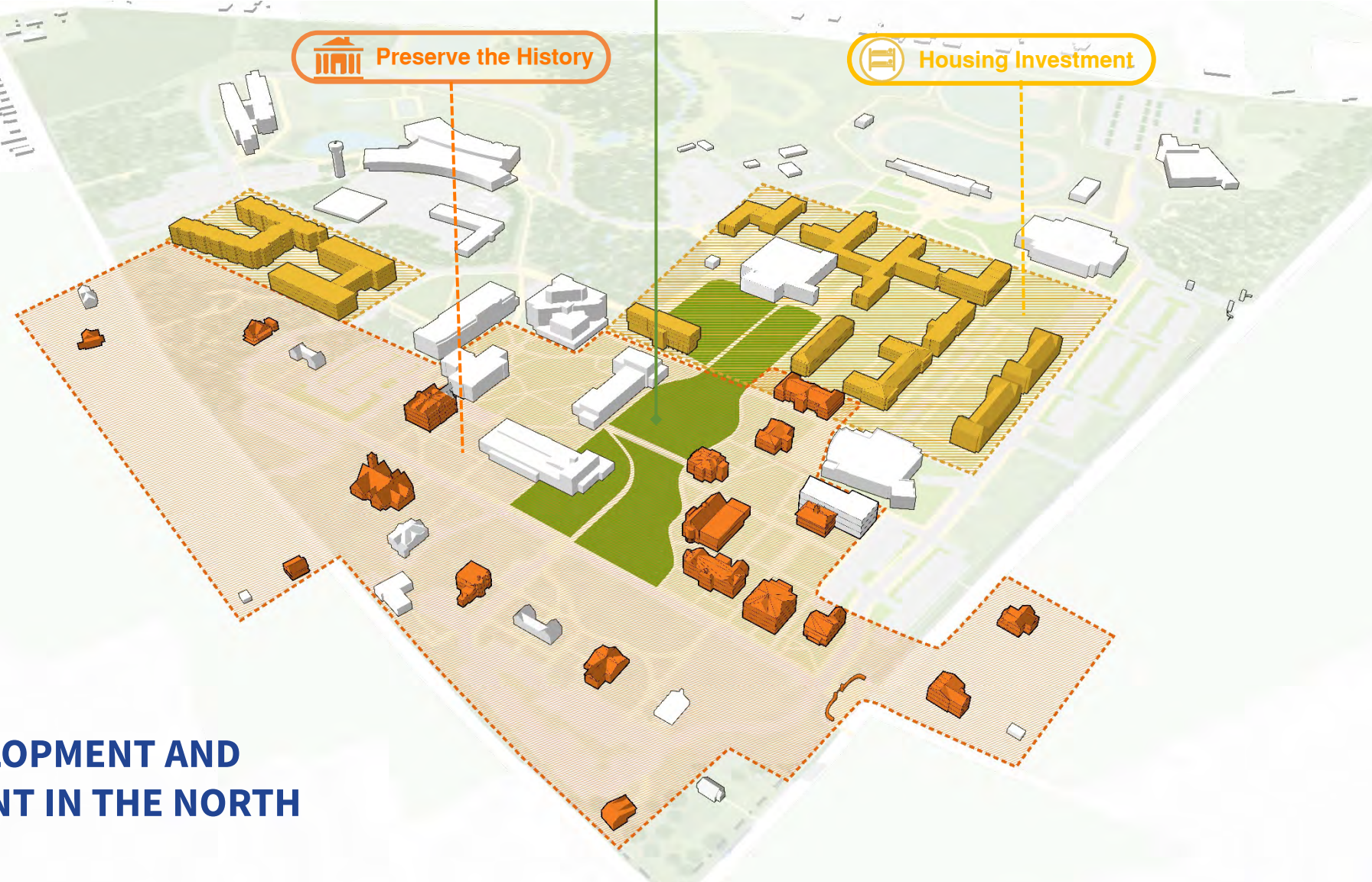
**HISTORIC DISTRICT**

**PRESERVE THE LINCOLN HISTORY** while providing a positive direction for the future

Strengthen the campus core

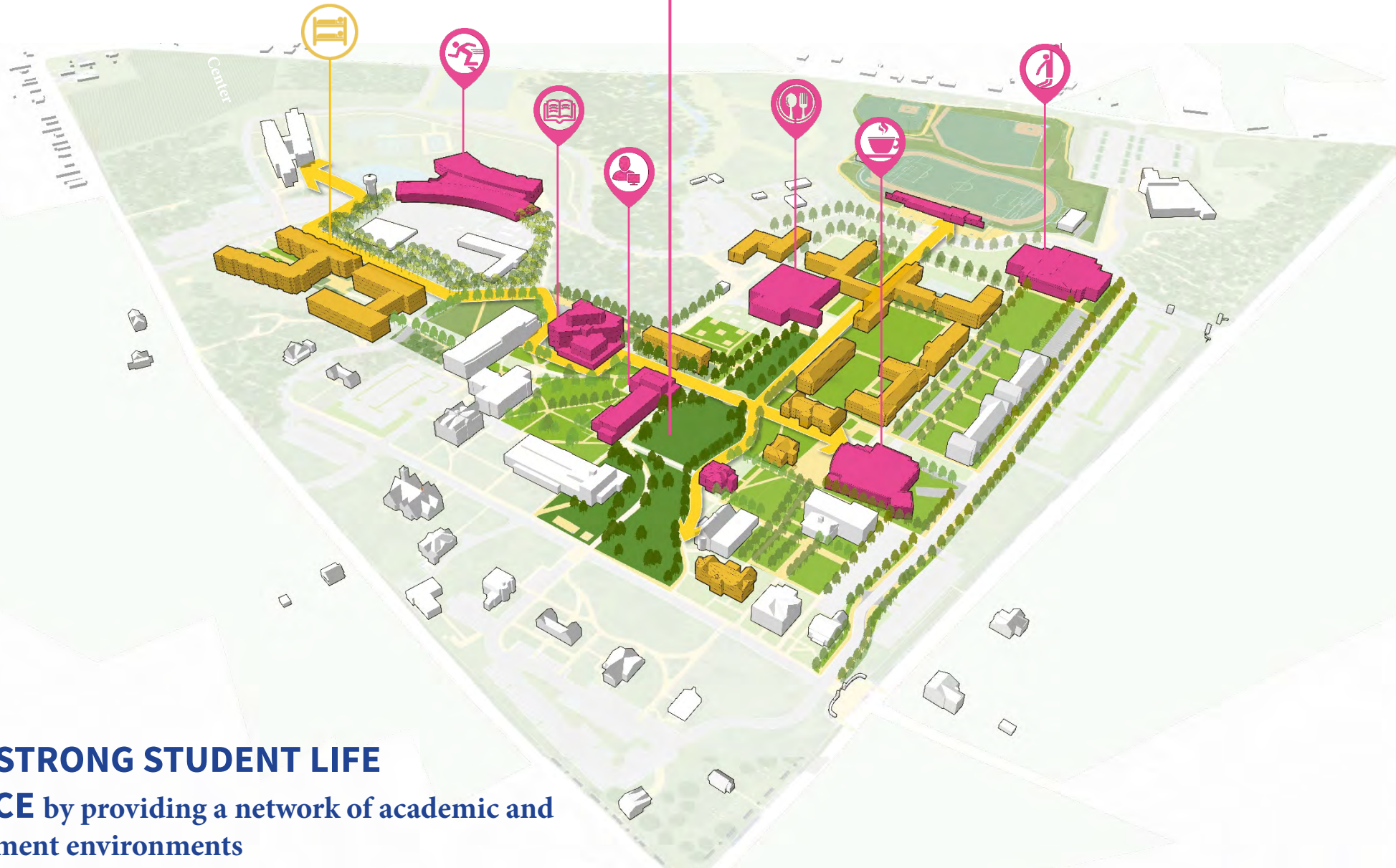
 Preserve the History

 Housing Investment



**FOCUS DEVELOPMENT AND  
ENHANCEMENT IN THE NORTH  
CAMPUS**

Support Student Success



**FOSTER A STRONG STUDENT LIFE EXPERIENCE** by providing a network of academic and social engagement environments

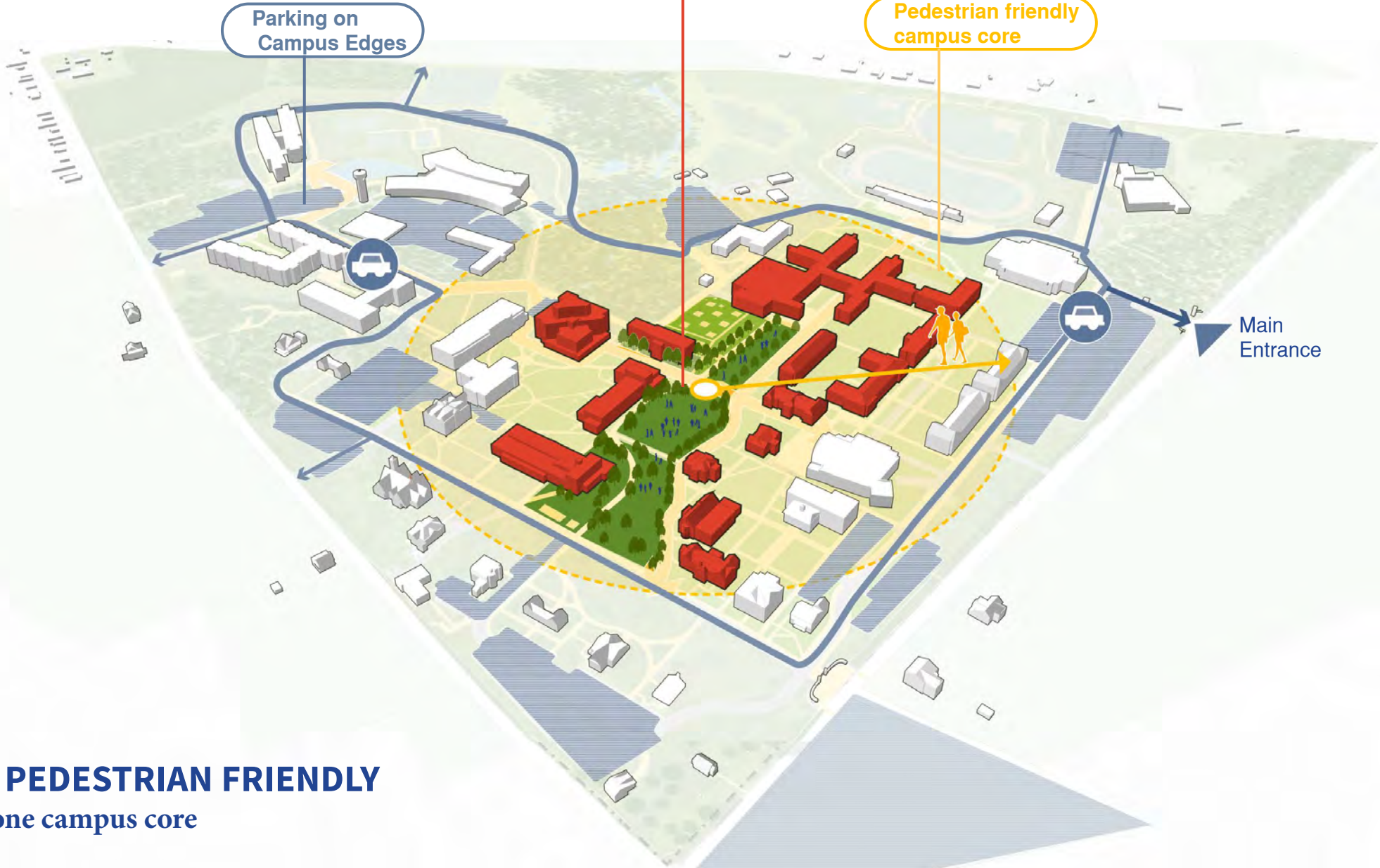


Strengthen the campus core

Parking on Campus Edges

Pedestrian friendly campus core

Main Entrance



**PROVIDE A PEDESTRIAN FRIENDLY**  
and car free zone campus core

 **Strengthen  
Pedestrian Paths**

**South Campus**

**West Campus**

**Academic Core**

**Housing District**

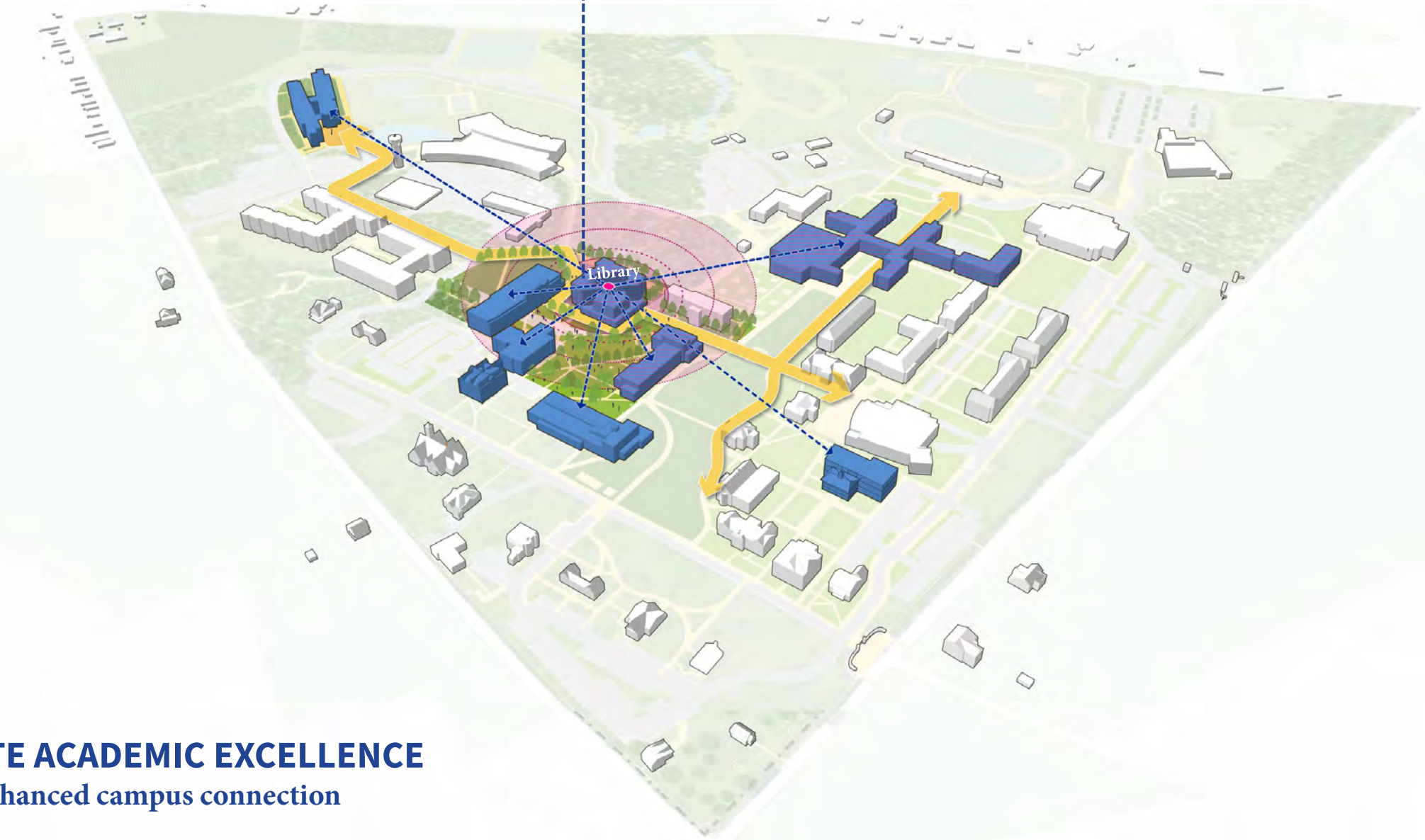
**Historic District**

**STRENGTHEN PEDESTRIAN PATHS**  
through open space improvements and ground  
floor activation of key buildings



 Enhance Academic quality

 Achieve Operational Excellence



**PROMOTE ACADEMIC EXCELLENCE**  
through enhanced campus connection

**01** Vision

**02** Frameworks

**03** Housing + Student Life

**04** Historic District

**05** Outparcels

**06** MEP & Civil Recommendations

# CAMPUS FRAMEWORK



- New Construction
- Renovation
- Existing Building

# BUILDING USE

- Student Life
- Academic
- Residential
- Administrative
- Athletics/Recreation
- Community
- Utilities



## Updates to existing building use:

- Wright Hall as Student Success Center
- Houston as One-Stop
- Cresson as Housing
- Lincoln Hall as Admissions, Alumni Relations, and Museum
- Azikwe as Institutional Advancement
- Historic Houses in and outside the gate as residences
- Amos Hall as academic
- ICC for community use / public safety

# LANDSCAPE FRAMEWORK

# LANDSCAPE FRAMEWORK



- Core Landscape
- Quads/Secondary Open Space
- Academic Quad
- Building Landscape
- Arrival Landscape

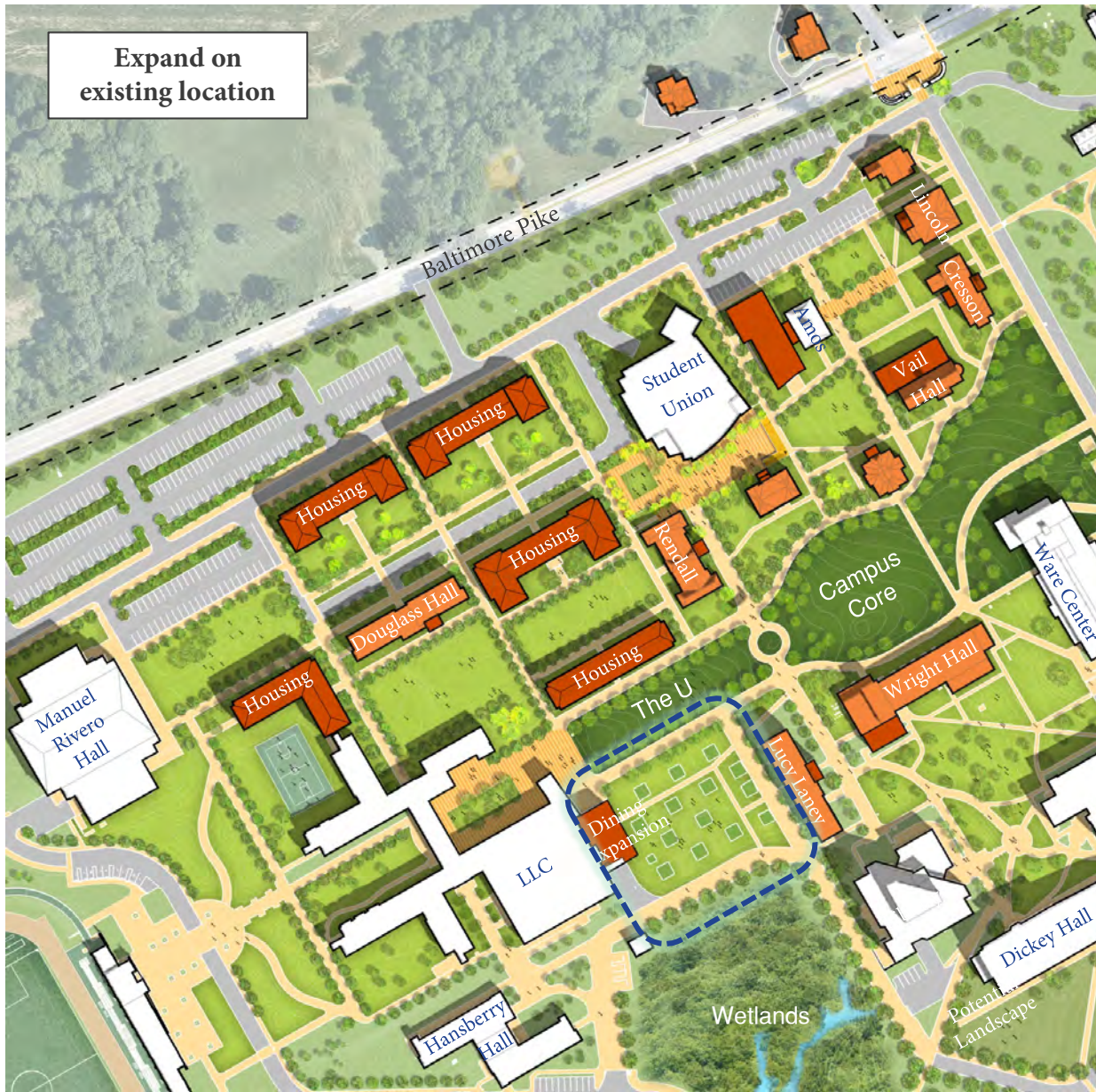


# The Plots



# PLOT OPTIONS

Expand on existing location



Move to area near athletics



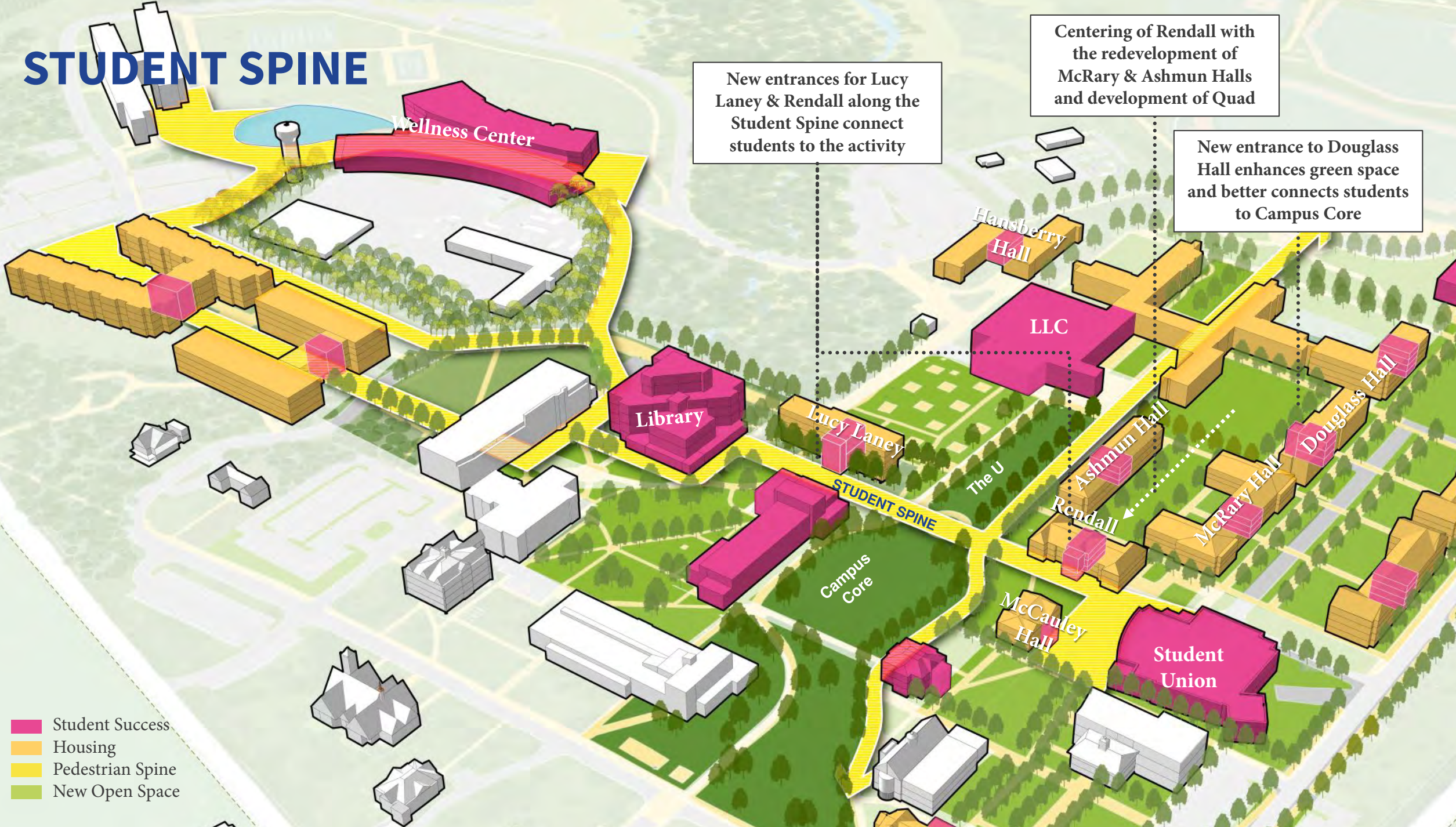
# MOBILITY FRAMEWORK

# PEDESTRIAN CIRCULATION



- Primary Pedestrian spine
- Secondary circulation
- Tertiary circulation

# STUDENT SPINE



New entrances for Lucy Laney & Rendall along the Student Spine connect students to the activity

Centering of Rendall with the redevelopment of McRary & Ashmun Halls and development of Quad


New entrance to Douglass Hall enhances green space and better connects students to Campus Core

- Student Success
- Housing
- Pedestrian Spine
- New Open Space

# EXISTING VIEW OF STUDENT SPINE



# PROPOSED VIEW OF STUDENT SPINE



**Addition for  
elevator and lobby**

**Lucy Laney Lounge  
- visually connects  
to Student Spine**

**SUB**




**Café/Student Lounge -  
Connects to Student Spine  
Opens to green space**

**Enhanced  
Pedestrian Spine**

Concept for adding an  
ADA entry and elevator to  
Lucy Laney.

# VEHICULAR FRAMEWORK

New Total	1,553
Existing Total	1,477
Net New	76

-  Parking lot
-  New parking lot
-  Visitors parking

Remove roads between Cresson-Lincoln and Lincoln-Azikiwe

Reconfigure gateway to allow for queuing at the guard booth

Redesign Maple Drive as a "street"

Locate Visitor Parking near along Loop Road for easy access & wayfinding

Potential new road segment to complete Loop Road

Close Arch to traffic; Pedestrian entrance only





# HISTORIC ARCHWAY - VEHICULAR ACCESS



# CLOSURE OF ARCHWAY – PEDESTRIAN ACCESS ONLY



Create a Pedestrian gateway by removing the curb-cut.

# MAPLE DRIVE



- New Construction
- Renovation
- Existing Building

# MAPLE DRIVE

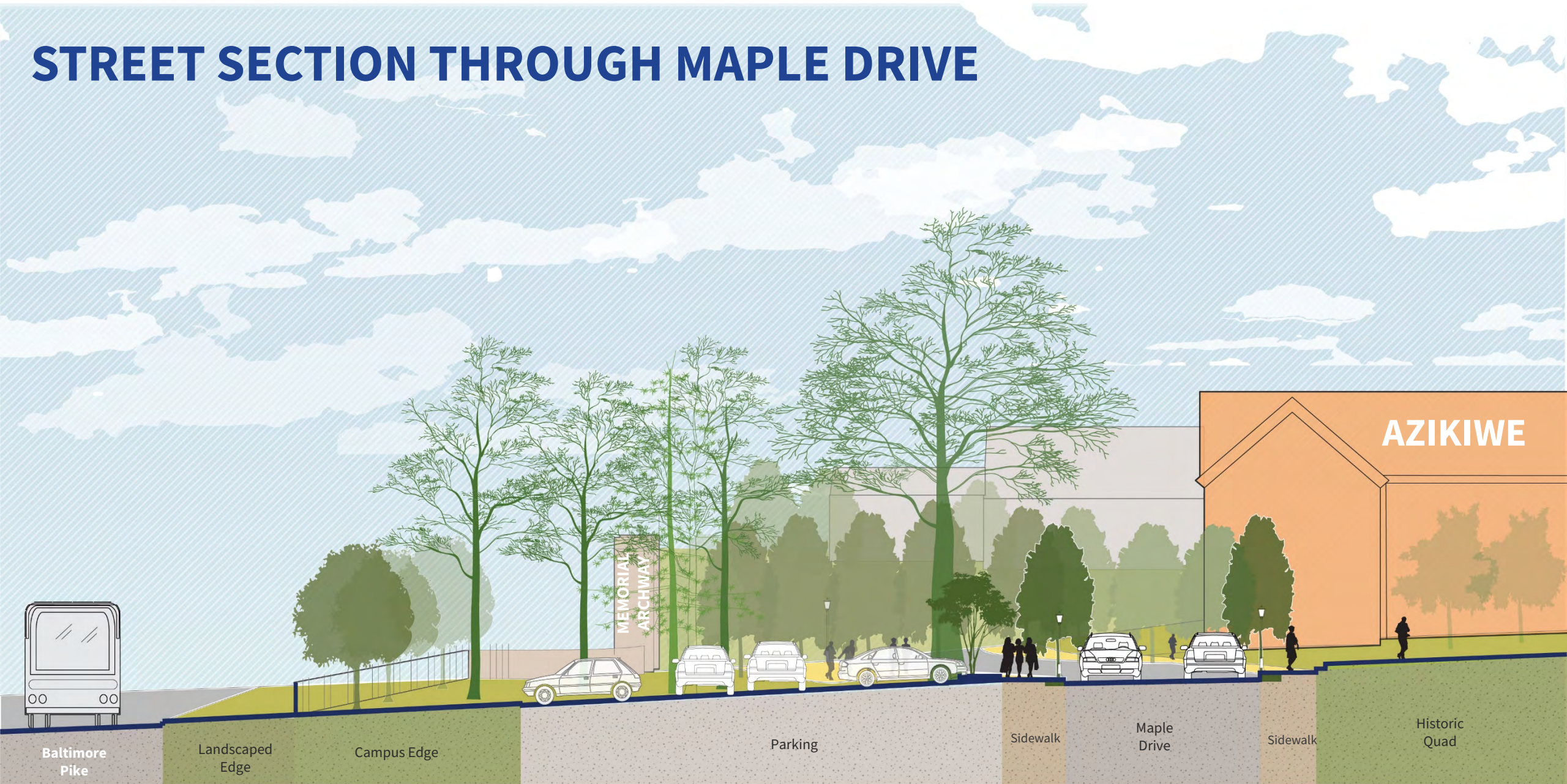


-  New Construction
-  Renovation
-  Existing Building

# MAPLE EXTENSION



# STREET SECTION THROUGH MAPLE DRIVE



Baltimore Pike

Landscaped Edge

Campus Edge

MEMORIAL ARCHWAY

Parking

Sidewalk

Maple Drive

Sidewalk

AZIKIWE

Historic Quad

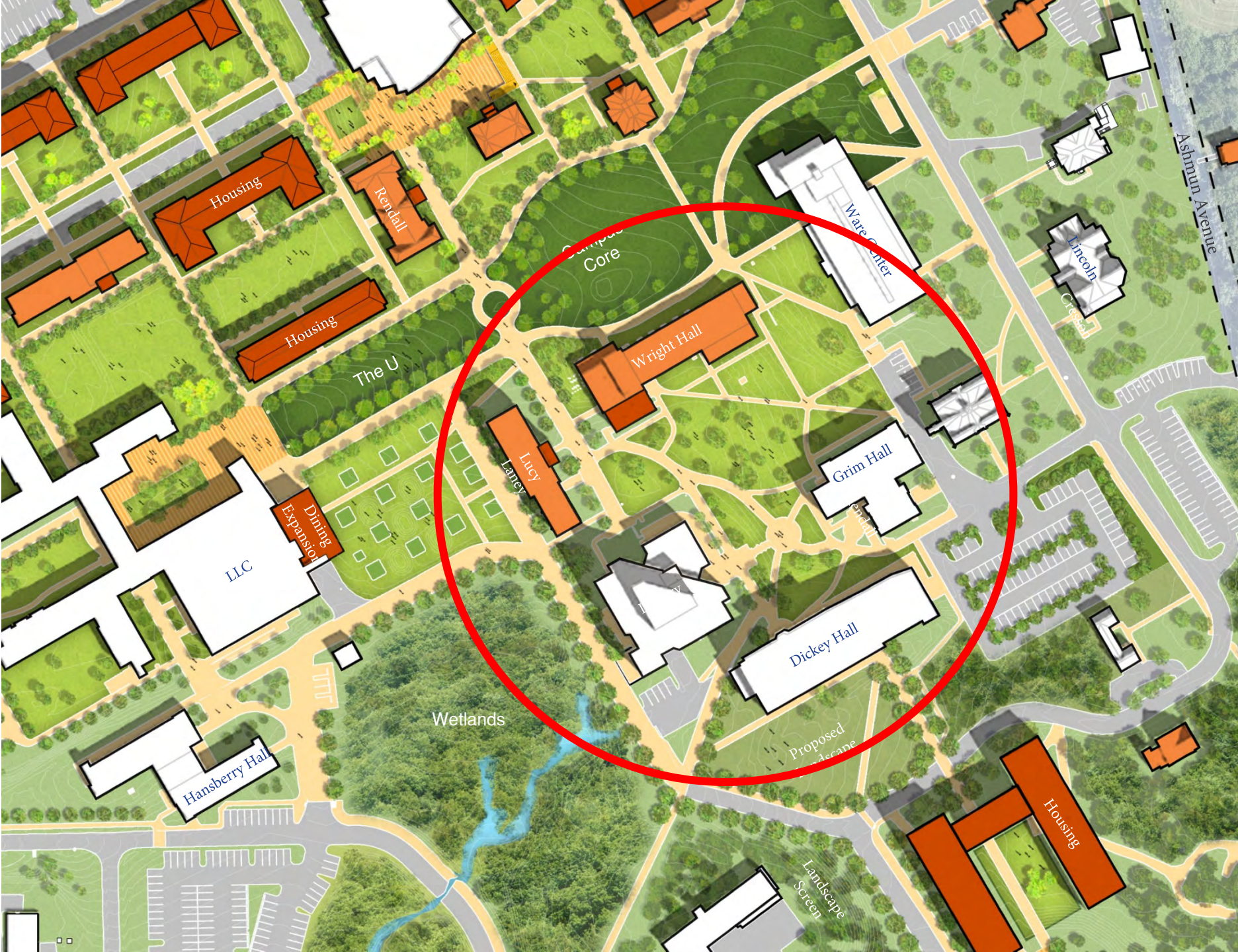
# STREET SECTION THROUGH MAPLE DRIVE



# ACADEMIC FRAMEWORK



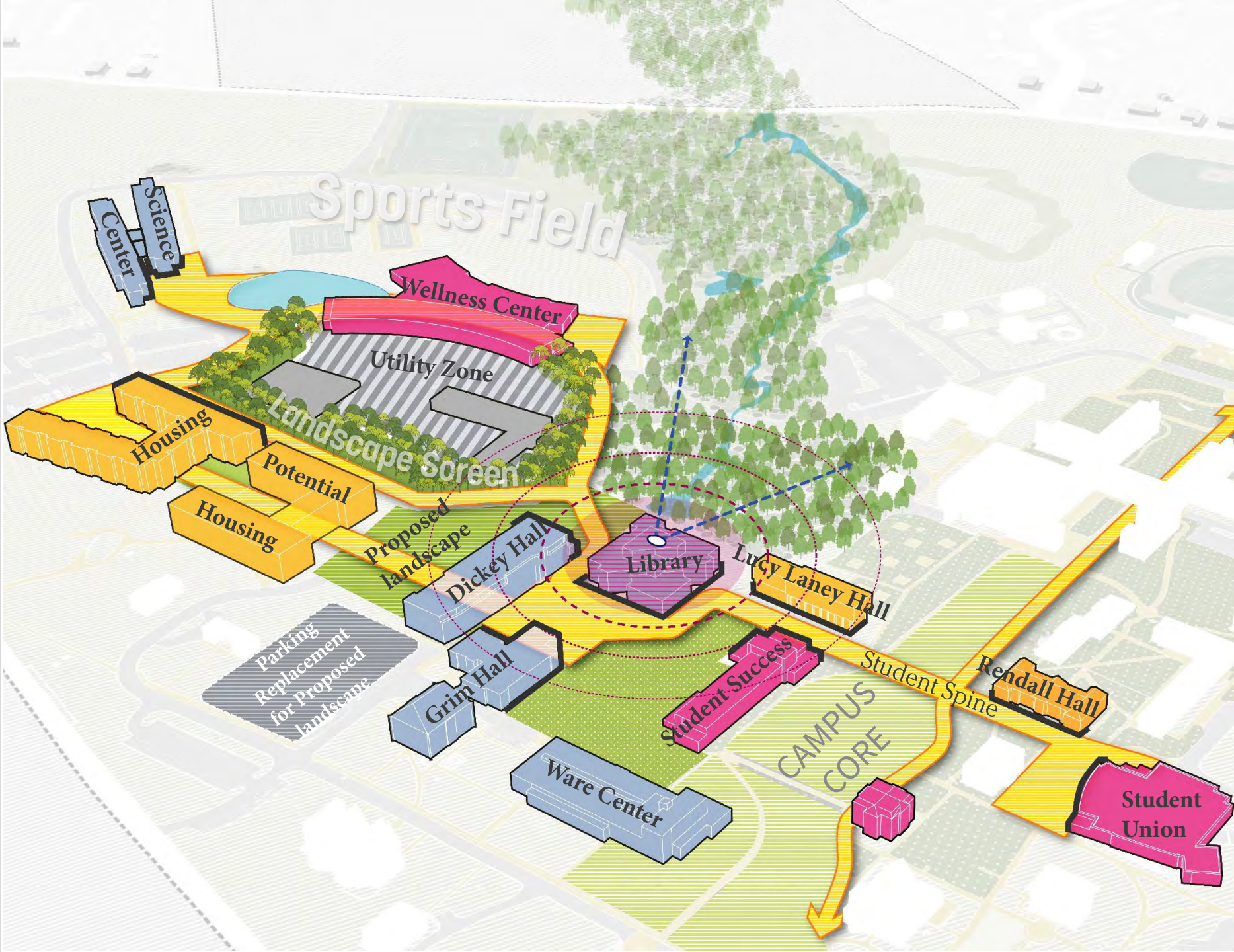
# ACADEMIC CORE



-  New Construction
-  Renovation
-  Existing Building

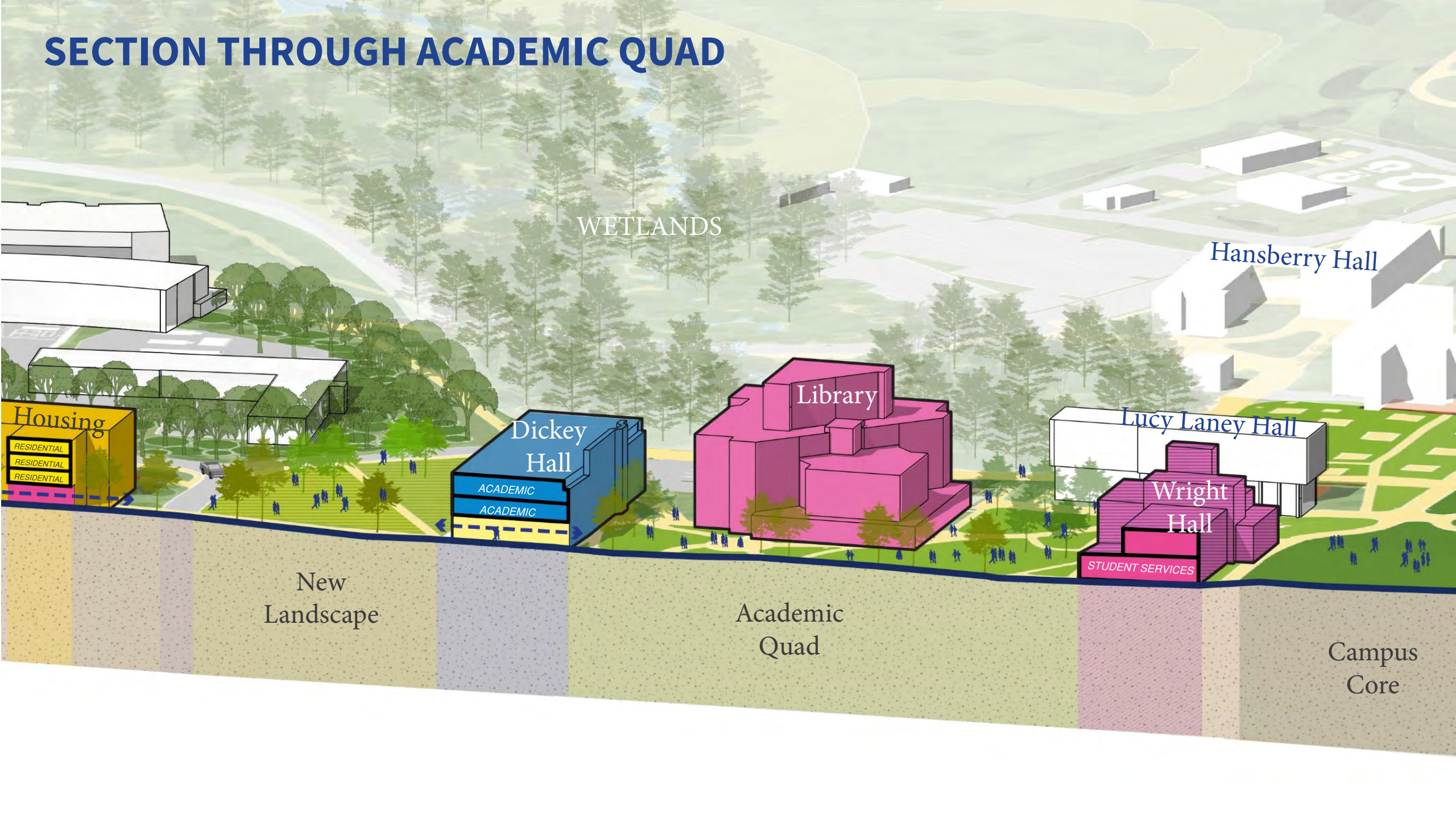
# ACADEMIC CORE FRAMEWORK

- Extend and strengthen the NS pedestrian spine from the Campus Core to the South Campus.
- Activate the NS spine by placing student success programs and active ground floor uses along the spine.
- Library acts as the hinge point between Campus Core and South Campus.



- Student Life
- Academic
- Residential
- Utilities

# SECTION THROUGH ACADEMIC QUAD



WETLANDS

Hansberry Hall

Library

Dickey Hall

Lucy Laney Hall

Wright Hall

Housing

RESIDENTIAL  
RESIDENTIAL  
RESIDENTIAL

ACADEMIC  
ACADEMIC

STUDENT SERVICES

New Landscape

Academic Quad

Campus Core

# CAMPUS LIFE FRAMEWORK

# CAMPUS CORE

The plan focuses on enhancing the campus core through:

- Pedestrian pathway improvements
- New open spaces
- Investments in housing
- Investments in the Historic District



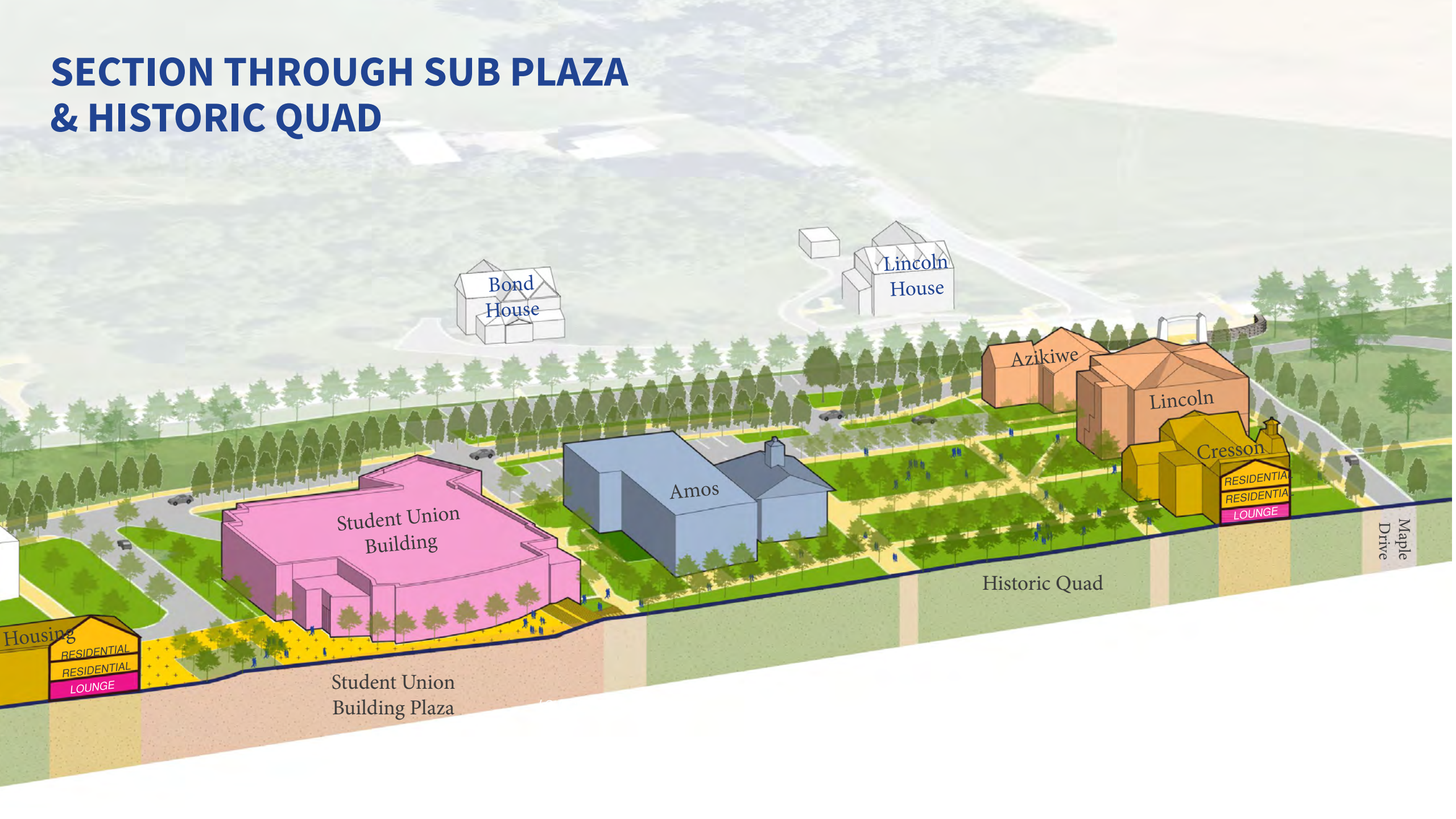
- New Construction
- Renovation
- Existing Building

# STUDENT SUCCESS



- Student Life/Services
- Housing
- Pedestrian Spine
- Potential New Open Space

# SECTION THROUGH SUB PLAZA & HISTORIC QUAD



Bond House

Lincoln House

Azikiwe

Lincoln

Cresson  
RESIDENTIAL  
RESIDENTIAL  
LOUNGE

Student Union Building

Amos

Historic Quad

Maple Drive

Student Union Building Plaza

Housing  
RESIDENTIAL  
RESIDENTIAL  
LOUNGE

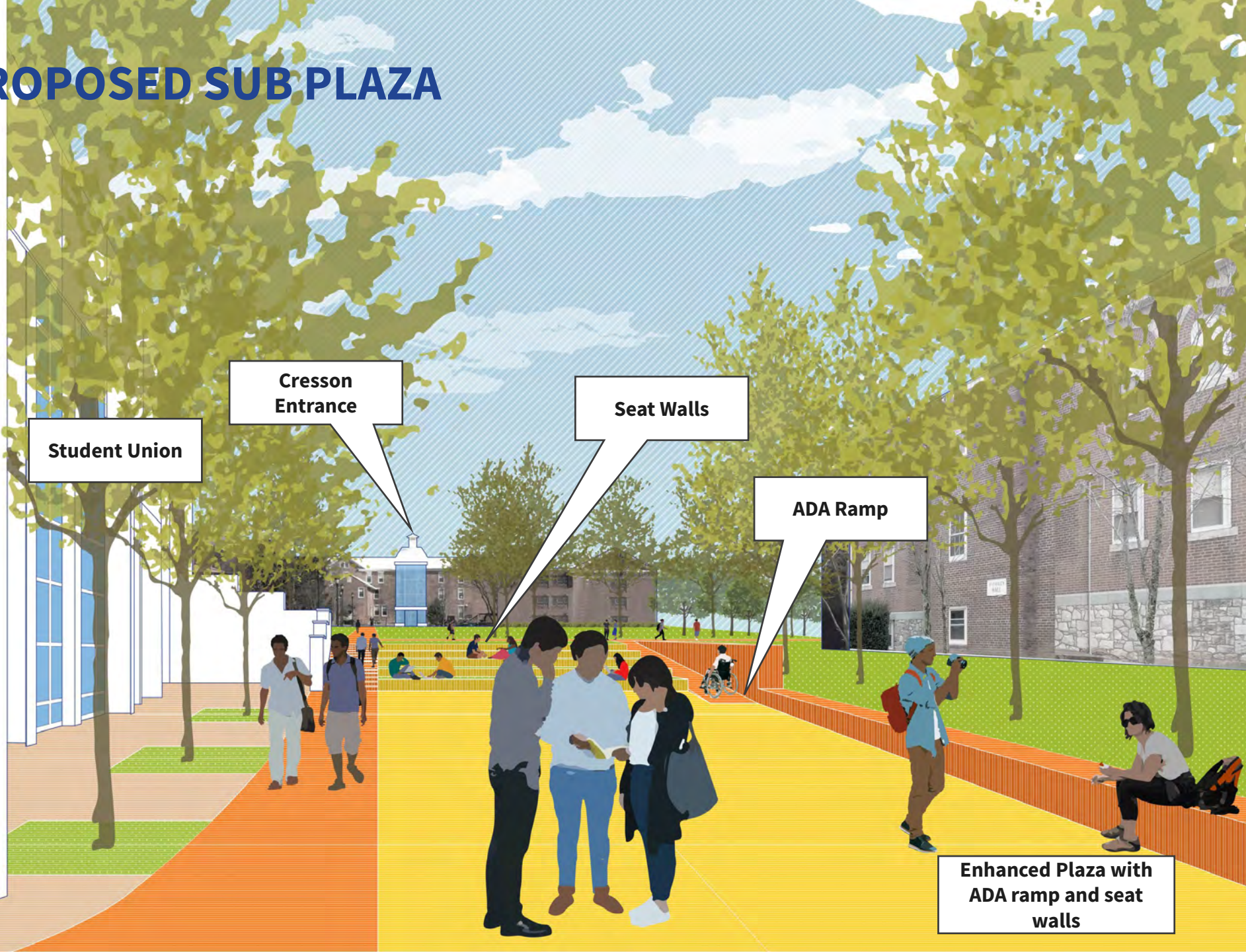
RESIDENTIAL  
RESIDENTIAL  
LOUNGE

# EXISTING SUB PLAZA





# PROPOSED SUB PLAZA



Concept for renovating the Student Union Plaza to include an ADA ramp, a terrace / amphitheater. A grid of trees is proposed to shade the plaza and the south façade of the Union.

# POTENTIAL TERRACING & SEAT WALLS



Seat walls are proposed to transition the slope from the Student Union Plaza to the historic buildings to the east. The seat wall would function as an amphitheater for events and student activities.

# Student Union



# SOCIAL GATHERING OPTIONS IN THE SUB



The HUB | Coventry University